



EKSELANS BY ITS

RC-2

Remote Controller

User manual



Features

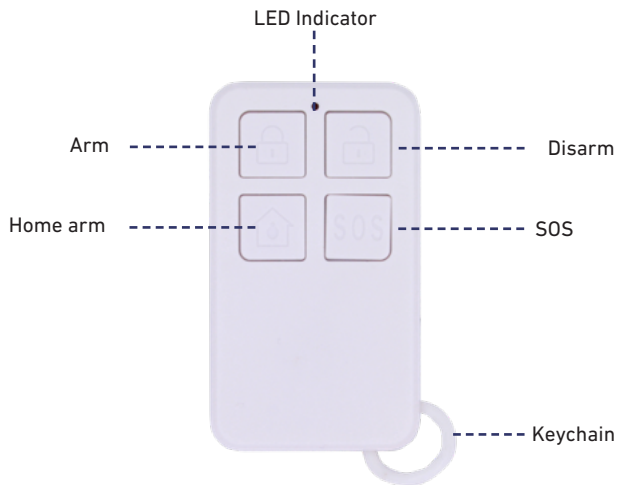
The remote controller is an accessory of series smart alarm system. It helps you quickly arm/disarm/home arm/trigger SOS the system.

It's small and exquisite, convenient for carrying out on keychain or in pocket/bag.

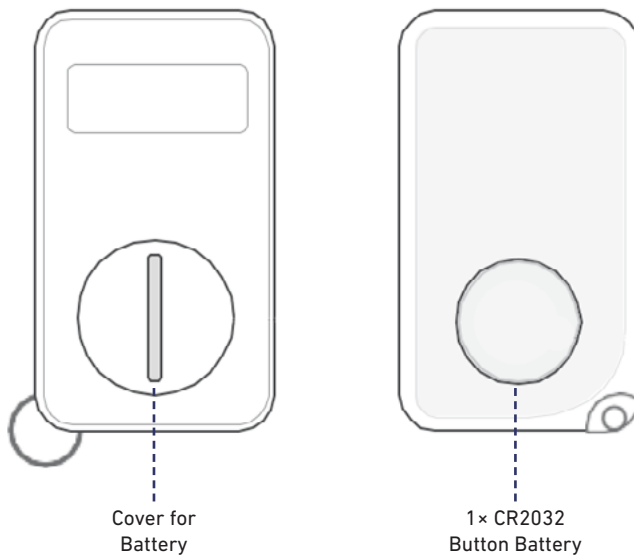
Parameters

Reference	RC-2
Code	261022
Working voltage	DC 6V
Battery	2xCR2016 (3V)
Working current	< 7.4mA
Standby current	0mA
Transmission distance	Without obstacle 200m
Transmission frequency	433.92MHz
Working Temperature	-20°C ~ 50°C
Humidity	< 90% (non-condensing)
Dimension	58,0x33,1x11,0mm
Weight	16.4g (battery included)

Appearance



PCB Layout



Pairing with Main Panel

- Scanning the QR Code for Pairing.
- Scan the QR code printed on this accessory by App.
- The pairing result would be confirmed in App.

Learn Mode


- Launch the App/PC client for turn on Learn Mode.
- Follow the guideline in App/PC client to trigger the accessory for the system to learn.
- The pairing result would be confirmed in App/PC client.

Hint: How to trigger


- Press any button of the remote controller.

Operating Clarification


Arm

Press  the LED indicator lights on, the system enters armed status.

Home Arm

Press  the LED indicator lights on, the system enters home armed status.

Disarm

Press  the LED indicator lights on, the system enters disarmed status.

SOS

Press **SOS** the LED indicator lights on, the system immediately enters emergent alarming status to call/text emergency contacts.



EKSELANS BY ITS

EKSELANS by ITS

ITS Partner O.B.S. S.L

Av. Corts Catalanes 9-11

08173 Sant Cugat del Vallès

Barcelona (Spain)

Tel: +34 935839543