




Wireless Door/Window Contact

DP-1

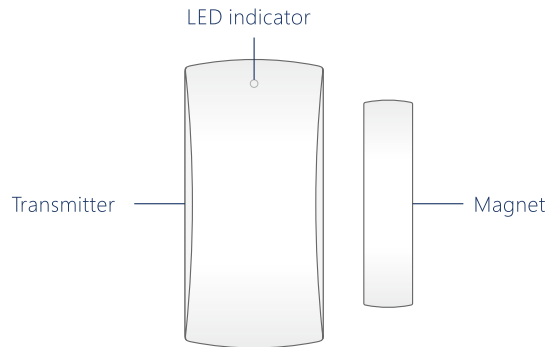
User Manual



Introduction

The DP-1 is a Door/Window Contact that can be installed on doors, windows, and any other objects that can be open and close. The sensor transmits signals to the control panel when a magnet mounted near the sensor is moved away. It will also transmit alert signal to the control panel in caase of low battery. The tamper protection ensures that sabotage attempts to move the contact will result in an alarm activation.

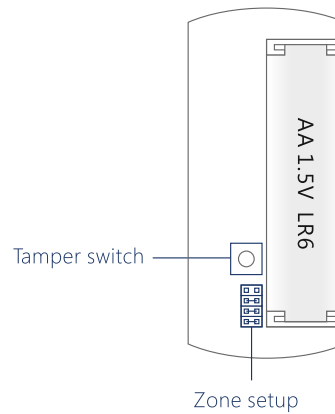
Product Overview



Specifications

Power supply	DC 1.5V (AA 1.5V LR6 Battery x 1 pc)		
Static current	< 35uA	Alarm current	< 40mA
Transmitting distance	< 80m (in open area)		
Radio frequency	433.92MHz (±75KHz)		
Housing material	ABS plastic		
Operating temperature	0°C~+55°C		
Relative humidity	< 80% (non-condensing)		
Transmitter dimensions (LxWxH)	71 x 34 x 17.5mm		
Magnet dimensions (LxWxH)	51 x 12 x 13.5mm		

PCB Layout



NOTE: When tamper switch is triggered, it will send out alarm signal immediately.

LED Indication

LED flashes once: Door/window is opened and transmitter sends signal to the control panel.

Flash once per 3 seconds: Low power indication, please change battery as soon as possible. (User will get alert SMS about the low battery if the door contact is connected to the GSM alarm system.)

Installation & Notice

Open the case and remove the battery activation strip. Mount the sensor on the door frame and the magnet on the door.

Make sure the magnet is on the right side of the transmitter. Place the transmitter in the desired location, mount the magnet no more than 1cm away from the transmitter and secure the transmitter and magnet with double-sided tapes or screws.

Avoid mounting sensors in areas with a large quantity of metal or electrical wiring, such as a furnace or utility room.

