

ADALTRA

— we make the connection —

General catalog 2025-2026

v.5

Ek SELANS
/ ADALTRA

OPENETICS
/ ADALTRA



**HEADQUARTERS
SANT CUGAT
DEL VALLES**
Barcelona



**HEADQUARTERS
MADRID**
Madrid



**LOGISTICS &
PRODUCTION
CENTER**
Sabadell,
Barcelona



R&D OFFICES
-Madrid
-Zaragoza
-San Sebastián
-Las Palmas G.C.

EKSELANS (EK) y OPENETICS are two renowned brands in the sector, with decades of history and specialisation in the development of telecommunications solutions. Today they are part of ITS PARTNER, a Spanish industrial company that integrates R&D&I, software engineering, electronic design and the manufacture of professional solutions.

EK specialises in advanced solutions for television signal capture, processing and distribution, connectivity and active networks, among other telecommunications solutions, while **OPENETICS** focuses on the development and manufacture of structured cabling, fibre optics, rack cabinets and PDUs, always in accordance with the most demanding quality standards.

Since 2024, ITS PARTNER has been part of the French group **CAE GROUPE**, which in 2025 took a decisive step in its evolution and changed its name to **ADALTRA**. This change is not just a new name: it symbolises a renewed ambition, a willingness to rethink connectivity solutions — both active and passive — and to open up new avenues towards a more efficient, responsible and interconnected world.

ADALTRA is now a European leader in integrated cabling and connectivity solutions, with a presence in multiple market verticals: smart buildings, critical infrastructure, industrial, naval and offshore, nuclear, defence, healthcare, energy and hospitality, among others.

Our **mission** is to connect the physical and digital worlds through innovative and sustainable solutions. Our **vision** is to open up new avenues, redefining the standards of connectivity, service and innovation in Europe. And our **ambition** is to become the partner of choice for integrated cabling and connectivity solutions, combining technology, proximity and sustainability.

ADALTRA's identity is inspired by the slogan **We make the connection**, which reflects both our ability to connect people and infrastructure and our commitment to building strong and lasting relationships with customers and partners.

EK and OPENETICS, as an active part of ADALTRA, are moving towards a future in which connectivity is no longer just infrastructure but a true driver of transformation.

ADALTRA

— we make the connection —

www.adaltra.es


www.ek.plus

www.openetics.com

PRODUCT FAMILIES


Ek SELANS

- 01**




SMATV

02




Fiber and LAN

03




Receivers, modulators and remote control extenders

04




CM headend / transmodulators, encoders and streamers

05




Hospitality/ IPTV servers/ chromecasting/ OTT and operators
- 06**




CATV/HFC optical transmission-reception

07




DTT+SAT transmission over fiber optics

08




GPON - solutions for hospitality, residential, industry and smart cities

09




Signal Meter

10




EKOAX IEthernet over Coaxial
- 11**




Wifi, switches, 4g routers and lan cables

12




HOTSPOT captive portal and network audit

13



Sensors, IoT


14



Video door entry and access control systems


OPENETICS

- 15**




Structured copper cabling systems

16




19" Rack Cabinets

17



Optical fibre (MM/SM)


18



Fibre optic measurement and instrumentation equipment


VERTICAL MARKETS

- 01**




Hotels and campsites

02




Universities and colleges

03




Public administrations

04




Data centers

05




Corporate buildings
- 06**




Industry 4.0

07




Wind and solar farms

08




Telecommunications operators

09



Smart cities

10



Healthcare sector

Summary



04
**MULTIFUNCTIONAL
CM HEADEND /
TRANSMODULATORS
AND STREAMERS 43**

05
**HOSPITALITY/
IPTV SERVERS/
CHROMECASTING/ OTT
AND OPERATORS 48**


06
**CATV / HFC
TRANSMISSION -
OPTICAL RECEPTION 52**



01
SMATV 8

02
FIBER AND DATA 33

03
**RECEIVERS,
MODULATORS
AND REMOTE CONTROL
IR EXTENDERS 39**



07
**DTT / SAT
OVER FIBER 57**

08
GPON 59

09
SIGNAL METER 65


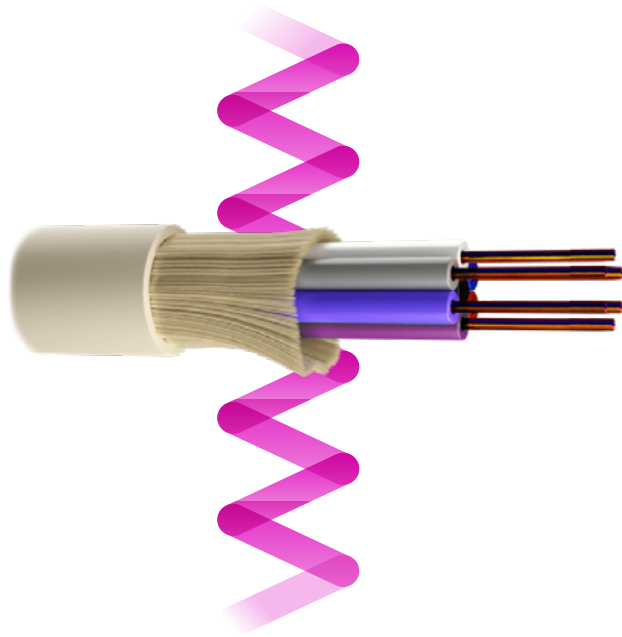
10
**EKOAX. INTERNET
OVER COAXIAL 66**

11
**WiFi, SWITCHES,
4G ROUTERS AND
LAN CABLES** 71

12
HOTSPOT 79

13
SENSORS, IoT 80

14
**VIDEO DOOR ENTRY &
ACCESS CONTROL
SYSTEMS** 85



OPENETICS / ADALTRA

COPPER & 19" RACKS

15
**STRUCTURED
COPPER
CABLING SYSTEMS** 91

16
RACK CABINETS 105

OPTICAL FIBER

17
**OPTICAL FIBER
MM/SM** 123

18
**FIBER OPTIC
MEASUREMENT AND
TESTING EQUIPMENT** 141





EKSELANS and **OPENETICS** declare that the products included in this price list correspond to those specified in their respective technical data sheets. Both brands decline any responsibility for possible errors or omissions.

EKSELANS and **OPENETICS** reserve the right to make technical updates or modifications to the specifications of the equipment without prior notice, with the aim of improving the characteristics or reliability of the products. The technical data sheets, manuals, images, and declarations of conformity for the products are available at: www.ek.plus / www.openetics.com

 New

 Discontinued

 EK-branded product transitioning to OPENETICS


 OPENETICS-branded product transitioning to EK.

01

EKSELANS / ADALTRA


SMATV





FM + DAB

FDAB BLUE




WITH 5G FILTER

EK 70 L2



WITH 5G FILTER

EK BLUE



WITH 5G FILTER

HIGHER DIMENSION. HIGHER GAIN

Ekblue^{MAX}

CODE	REFERENCE	DESCRIPTION	PACKAGING UNIT QUANTITY
------	-----------	-------------	-------------------------

OUTDOOR ANTENNAS

FM/DAB RADIO ANTENNAS

011001	FM 1	Circular omnidirectional FM antenna (87.5 - 108MHz) with F connector. G: 1dB	6/24
011002	FM IN	Circular omnidirectional FM antenna (87.5 - 108MHz) with F connector. G: 1dB. Single packaging	1/6/24
012001	DAB 1	Omnidirectional DAB digital radio antenna (195 - 223MHz) with F connector. G: 1dB	6/30
012002	DAB IN	Omnidirectional DAB digital radio antenna (195 - 223MHz) with F connector. G: 1dB. Single packaging	1/6/24

BLUE FM/DAB PREFIX + Easy U

012003	FDAB BLUE	Combined FM/DAB antenna with two boxes and two independent F connectors. G: 1dB.	6/24
--------	------------------	--	------

UHF ANTENNAS - easyU - 5G

013012	EK MINI L2	UHF LTE2 antenna (470 - 694MHz) with F connector. G: 12dB. High rejection 5G filter. Length 455mm.	6/144
013015	EK 70 L2	UHF LTE2 antenna (470 - 694MHz) with F connector. G: 14.5dB. High rejection 5G filter. Length 745mm.	6/144
013031	DAP 22	Active/passive dipole compatible with EK MINI/EK 70/EK 100. Gain in active mode 22dB. Power supply 12 to 24Vdc.	3

UHF ANTENNAS - PRE-FIX + easyU - 5G

013023	EK BLUE	UHF LTE2 antenna (470 - 694MHz) with F connector. G: 17dB. High rejection 5G filter. Length 740mm.	6/120
013027	EK BLUE IN	UHF LTE2 antenna (470 - 694MHz) with F connector. G: 17dB. High rejection 5G filter. Individually packaged.	1/72
013033	EK BLUE MAX	UHF LTE2 antenna (470 - 694MHz) with F connector. G: 18.5dB. High rejection 5G filter. Length 980mm.	6/96
013108	DA BLUE	Active dipole + 20 dB for EK Blue. Power supply 12 to 24Vdc	3

Ekblue

PRE-FIX: PATENTED MOUNTING FOR A MUCH EASIER, COMFORTABLE AND SAFER INSTALLATION


EK BLUE: toolless assembling in 5 clicks. Hyperbolic reflectors for an exceptional gain

PRE-FIX: holds the antenna on the pole mast by its own weight


easyU quick wing nut slide-on for an easy fixing



Watch how easy is to assemble the Ekblue



Watch how Pre-fix will help you



Watch how fast is easyU



EK BLUE ACTIVE IN



ODS 60 / ODS 82




OD60R* / OD 80R / OD 80AL


*Single clamp



ODS 60 / ODS 82 mount



Square hole and carriage bolt



Triple bend reinforced edge



OD 100 AZ/EL mount

UHF ANTENNAS - PRE-FIX + easyU - 5G

013034	EK BLUE AP	Active/passive UHF LTE2 antenna (470-694MHz) with F connector. G: Active: 38dB / Passive: 16dB. High rejection 5G filter. 12-24Vdc power supply. Power supply not included.	6/120
013028	EK BLUE ACTIVE	Active UHF LTE2 antenna (470 - 694MHz) with F connector. G: 38dB. High rejection 5G filter. 12-24Vdc power supply. Power supply not included.	6/120
013029	EK BLUE ACTIVE IN	Active UHF LTE2 antenna (470 - 694MHz) with F connector. G: 38dB. High rejection 5G filter. 12-24Vdc power supply. Power supply not included. Individual packing.	1/72
013030	KIT EK BLUE ACTIVE	Active UHF LTE2 antenna (470 - 694MHz) with F connector. G: 38dB. High rejection 5G filter. 12-24Vdc power supply. FA QCF 242 power supply included. Individual packing	1/72

Ekblue active

In addition to all the mechanical advantages of the EK Blue model, a **revolutionary amplifier is now integrated** into the antenna dipole. Its low noise figure and **very high output level** allow simultaneous processing of weak signals with other very powerful ones without intermodulation, maintaining **optimal signal quality**. Its wide operating range makes it 100% operational in the event of possible changes in reception levels. For any passive reception signal **between 37dBuV and 85dBuV**, EK Blue active will add a **real gain of 20dB** without any degradation of the received quality (MER). It incorporates a high-rejection 5G filter.

SATELLITE DISHES

STEEL SERIE

021045	ODS 60-1	Satellite offset dish 60 cm. G: 36,67dB (12,5 GHz). RAL 7035 Color. Individual packaging	1/20
021046	ODS 60-2	Satellite offset dish 60 cm. G: 36,67dB (12,5 GHz). RAL 7035 Color. Box of 2 pcs	2/40
021042	ODS 60-10	Satellite offset dish 60 cm. G: 36,67dB (12,5 GHz). RAL 7035 Color. Box of 10 pcs	10/100
021006	OD 60R-6	Satellite offset dish 60 cm with reinforced AZ/EL mount. G: 36,67dB (12,5 GHz). RAL 7035 Color. Box of 6 pcs.	6
021038	OD 60R-100	Satellite offset dish 60 cm with reinforced AZ/EL mount. G: 36,67dB (12,5 GHz). RAL 7035 Color. Pallet of 100 pcs.	100
021007	OD 80R-6	Satellite offset dish 80 cm with reinforced AZ/EL mount. G: 38,52dB (12,5 GHz). RAL 7035 Color. Box of 6 pcs.	6
021039	OD 80R-100	Satellite offset dish 80 cm with reinforced AZ/EL mount. G: 38,52dB (12,5 GHz). RAL 7035 Color. Pallet of 100 pcs.	100
021047	ODS 82-1	Satellite offset dish 82 cm G: 38,52dB (12,5 GHz). RAL 7035 Color. Individual packaging	1/15
021048	ODS 82-2	Satellite offset dish 82 cm G: 38,52dB (12,5 GHz). RAL 7035 Color. Box of 2 pcs	2/30
021026	ODS 82-10	Satellite offset dish 82 cm G: 38,52dB (12,5 GHz). RAL 7035 Color. Box of 10 pcs	10/100
021049	ODS 100-1	Satellite offset dish 100 cm G: 40,32dB (12,5 GHz). RAL 7035 Color. Individual packaging	1/10
021050	ODS 100-2	Satellite offset dish 100 cm G: 40,32dB (12,5 GHz). RAL 7035 Color. Box of 2 pcs	2/20
021051	ODS 100-3	Satellite offset dish 100 cm G: 40,32dB (12,5 GHz). RAL 7035 Color. Box of 3 pcs	3/30
021008	OD 100-3	Satellite offset dish 100 cm G: 40,32dB (12,5 GHz). Reinforced AZ/EL mount. RAL 7035 Color. Box of 3 pcs	3
021037	OD 100-25	Satellite offset dish 100 cm G: 40,32dB (12,5 GHz). Reinforced AZ/EL mount. RAL 7035 Color. Pallet of 25 pcs	25
021010	MFC 2	Multifeed for 2 LNBS	10

* Unit price

ALUMINIUM SERIE

021031	OD 80 AL 6	Satellite offset dish 80 cm with reinforced AZ/EL mount. G: 38,52dB (12,5 GHz). RAL 7035 Color. Box of 6 pcs.	6
--------	-------------------	---	---

SATELLITE DISH + LNB KIT

021055	KIT ODS 60-1	Satellite offset dish 60 cm. G: 36,67dB (12,5 GHz). RAL 7035 Color. LNB 11 included. Individual packaging	1/20
021056	KIT ODS 60-10	Satellite offset dish 60 cm. G: 36,67dB (12,5 GHz). RAL 7035 Color. LNB 11 included. Box of 10 pcs	10/40

* Unit price



M 250



GT



SP 32 / SP 32G / SP 40F



SP 40



LNB 11P



LNB 21P



LNB 21 MG

MECHANICAL ACCESSORIES

MASTS

025026	M 120-35	Stackable mast 1,2 m long, 35 x 1,5 mm	6
025027	M 120-40	Stackable mast 1,2 m long, 40 x 2 mm	4
025015	M 250	Stackable mast 2,5 m 35 x 1,5 mm	6

CLAMPS AND FLANGES

025016	GT	L-shape bracket for studs. M8 flange	20
025017	GTP	350mm support bracket with plate for studs. M8 flange	25
025004	MR 8	Reinforced single clamp. Maximum diameter 68mm	50
025025	ACH	Chimney support bracket	15
025029	K ACH	Chimney protection kit for ACH support bracket	15

TOWERS

025018	BFT	180mm fixed tower base	1/4
025019	GR	Threaded hook (unit)	1/24
025020	TIT 25	Intermediate section 2.5m tower 180mm	1
025021	TFT 25	End section 2.5 m tower 180 mm	1
025030	TFT 12	End section 1.2 m tower 180 mm	1
025024	KVT	Wind brace kit. 25m steel cable 2mm + cable clamp + hook	1

SUPPORTS

025010	SP 32	Galvanized wall bracket. Diameter 32mm. For OD 60 / ODS 60	10
025012	SP 32G	Hot-dip galvanized wall bracket. Diameter 32mm. For OD 60 / ODS 60	10
025001	SP 35	Galvanized wall bracket with reinforced plate. Diameter 35 mm. For OD 60 / ODS 60 / OD 80 / ODS 82	20
025011	SP 40F	Galvanized wall bracket. Diameter 40mm. For OD 80/ ODS 82	10
025002	SP 40	Rotating wall-mount support, sendzimir tube. Diameter 40 mm. For OD 60 / OD 80 / OD 80 / ODS 82	6
025004	MR 8	Mast / balcony mount bracket for SP 32 / SP 32G / SP 35 / SP 40F / SP 40	50
025003	SP 50	Hot-dip galvanized wall bracket. Diameter 50 mm. For OD 100	4
025007	SS 60	Floor bracket. Diameter 60 mm	1
025013	BFS	Fixed base for SS 60	1

LNB'S

PLL SERIES WITH LTE

022028	LNB 11P	Universal single LNB with 1 output. Input frequencies 10.7 - 11.7GHz (O.L.: 9.75GHz) / 11.7 - 12.75GHz (O.L.: 10.6GHz)	1/100
022029	LNB 21P	Universal twin LNB with 2 outputs. Input frequencies 10.7 - 11.7GHz (O.L.: 9.75GHz) / 11.7 - 12.75GHz (O.L.: 10.6GHz)	1/50
022030	LNB 40P	Quad LNB with 4 outputs. Input frequencies 10.7 - 11.7GHz (O.L.: 9.75GHz) / 11.7 - 12.75GHz (O.L.: 10.6GHz)	1/50
022026	LNB 21 MG	Multi-grade MONOBLOCK LNB (adjustable). 1 output. Input frequencies 10.7-11.7GHz (O.L.: 9.75GHz) / 11.7-12.75GHz (O.L.: 10.6GHz). Integrated DiSEqC switch	10/30



DRO 40G / DRO 44G



DRO 80G



LNB WB



LNB 40P · LNB 44P



CD 21



PMM



FE 694E



FI 694

DRO SERIES WITH LTE FILTER AND DOUBLE SHIELDING

022017	DRO 10 G	MONOBLOCK LNB (adjustable). 1 output. DRO technology. Input frequencies 10.7-11.7GHz (O.L.: 9.75GHz) / 11.7-12.75GHz (O.L.: 10.6GHz). Integrated DiSEqC switch	10/100
022018	DRO 20 G	Twin LNB with 2 outputs. DRO technology. Input frequencies 10.7 - 11.7GHz (O.L.: 9.75GHz) / 11.7 - 12.75GHz (O.L.: 10.6GHz)	10/60
022014	DRO 40 G	Quad LNB with 4 outputs. DRO technology. Input frequencies 10.7 - 11.7GHz (O.L.: 9.75GHz) / 11.7 - 12.75GHz (O.L.: 10.6GHz)	10/60
022019	DRO 80 G	Octo LNB with 8 outputs. DRO technology. Input frequencies 10.7 - 11.7GHz (O.L.: 9.75GHz) / 11.7 - 12.75GHz (O.L.: 10.6GHz)	10/40
022009	E DRO 21	Universal 6° MONOBLOCK LNB with 1 output. DRO technology. Input frequencies 10.7 - 11.7GHz (O.L.: 9.75GHz) / 11.7 - 12.75GHz (O.L.: 10.6GHz). Integrated DiSEqC switch	1/50

SERIE SATCR - DCCS

022025	LNB DCSS	LNB DCSS 16 user bands	1/50
022032	LNB DCSS LTV	DCSS LNB for 16 users + one Legacy output (universal) and TER mix input	1/50

COLLECTIVE AND MULTI-SWITCHING SYSTEMS

022031	LNB 44P	Quattro LNB for SMATV and multiswitches. PLL technology. 4 outputs Ha-Va-Hb- Vb. Input frequencies 10.7 - 11.7GHz (O.L.: 9.75GHz) / 11.7 - 12.75GHz (O.L.: 10.6GHz)	1/50
022015	DRO 44 G	Quattro LNB for SMATV and multiswitches. DRO technology. 4 outputs Ha-Va-Hb-Vb. Input frequencies 10.7 - 11.7GHz (O.L.: 9.75GHz) / 11.7 - 12.75GHz (O.L.: 10.6GHz)	10/60
022024	LNB WB	Wide Band LNB. Input frequency 10.7 - 12.75GHz. 2 outputs Horizontal - Vertical. Output frequency 290- 2340MHz. O.L. 10.41GHz	1/50
022027	LNB WB 1040	Wide Band LNB. Input frequency 10.7-12.75 GHz. 2 outputs: horizontal and vertical. Output frequency 300-2350 MHz. O.L. 10.40 GHz	1/50

DiSEqC SWITCHES

023001	CD 21	DiSEqC switch for 2 LNBs. Frequency: 950-2400MHz. Insertion loss: $\leq 2\text{dB}$	10/120
024001	PMM	Waterproof case for CD 21 /MI 2 TS L /RI 2	10/120
023004	CD 41	DiSEqC switch for 4 LNBs. Frequency: 950-2400MHz. Insertion loss: $\leq 3\text{dB}$	10/60

LTE - 5G FILTERS

031031	FI 694	LTE2 band rejection filter for indoor installation. Pass frequencies: 5-694MHz. Rejection >60dB LTE 2. Allows channel 48 to pass	1/10/100
031030	FE 694E	LTE2 band rejection filter for outdoor installation. Pass frequencies: 5-694MHz. Rejection >60dB LTE 2. Allows channel 48 to pass	10/60



+10 dB



MQC TS



MQCF TS



MI 2 TS L2 / RI 2



AM 361 EASY MAGNEK



AM 402 EASY MAGNEK



PATENTED EK FIXING SYSTEM



Magnetic mount compatible with any mast support on the market



Working status LED



Access AM 361 EASY MAGNEK demo video

MIXERS/OUTDOOR SPLITTERS

131005	MQC TS	QuiCoax series mixer/demixer. 2 inputs: TER-SAT. Pass-through loss: 1dB (TER) / 1.5dB (SAT). With current pass-through on SAT input	10/120
131006	MQCF TS	QuiCoax / F series multi-purpose mixer / demixer. 2 inputs: TER-SAT. Passband losses: 1dB (TER) / 1.5dB (SAT). With current pass on SAT input	10/120
131004	MI 2 TS L2	Mixer/demixer 2 inputs: TER/SAT. Passband loss: 1dB (TER)/1.5dB (SAT). With current pass on SAT input	10/120
141006	RI 2	Class A splitter with 2 outputs. Passband: 5-2400MHz. Passband losses: 3.8dB (862MHz) / 4.9dB (2400MHz). With DC current pass-through. Bottom connectors. PMM compatible (outdoor installation)	10/120
024001	PMM	Waterproof case for CD 21 / MI 2 TS L / RI 2	10/120
131002	MI 3 ICT	TER/SAT mixer/demixer for ICT installations. 3 inputs: TER (5-862MHz) / 2 x SAT (950-2400MHz). 2 outputs: TER + SAT 1 / TER + SAT 2. Pass-through losses: 4dB (TER) / 2dB (SAT). Class A	10/100

MAST AMPLIFIERS AND POWER SUPPLIES

EASY MAGNEK DTT 5G 24 Vdc

051030	AM 361 easy mAgnek	Mast amplifier 1 input: UHF (470-694MHz). G: 36dB. Output level (DIN 45004B): 114dB μ V. Power supply: 24Vdc. With DC current pass on UHF input. High rejection 5G filter	10/40
051017	AM 322 easy mAgnek	2-input mast amplifier: 2 x UHF (470-694MHz). G: 2 x 32dB. Output level (DIN 45004B): 114dB μ V. Power supply: 24Vdc. With DC power pass on UHF2 input. High rejection 5G filter	10/40
051018	AM 402 easy mAgnek	Mast amplifier 2 inputs: VHF (47-230MHz) UHF (470-694MHz) G: 28dB (VHF) 38dB (UHF) Output level (DIN 45004B): 114dB μ V. Power supply: 24Vdc. Second TEST output (-20dB). High rejection 5G filter	10/40

easy mAgnek

- ✓ Patented and exclusive Ek magnetic clamping system
- ✓ Great ease of installation thanks to the built-in magnetic fixing system
- ✓ Easy, comfortable and safer to work at height
- ✓ One-handed mounting
- ✓ Compatible with any support or pole on the market
- ✓ With optimized ABS plastic enclosure with self-supporting lid and cable lock.
- ✓ Tilting amplifier for easy wiring
- ✓ High rejection 5G filter
- ✓ High output level avoiding intermodulation problems when using strong and weak signals
- ✓ Working status LED (except AM 361 EASY MAGNEK)
- ✓ Low noise factor



KIT AM 361



AM 311 L2 / AM 381 L2



FA 24S



FA QC 24



FA QC 242SC



Example of DIN rail mounting

EASY MAGNEK MAST KIT

051038	KIT AM 311	Mast amplifier 1 input: UHF (470-694MHz). G: 35dB. Output level (DIN 45004B): 110dBμV. Power supply: 24Vdc. With DC pass on UHF input. High rejection 5G filter. Includes 24Vdc power supply, reference FA 24S	10/40
051032	KIT AM 361 easy mAgnek	Mast amplifier 1 input: UHF (470-694MHz). G: 36dB. Output level (DIN 45004B): 114dBμV. Power supply: 24Vdc. With DC current pass in UHF input. High rejection 5G filter. Includes QuiCoax/F multi-purpose 24Vdc power supply, reference FA QCF 242	10/40
051037	KIT AM 313 easy mAgnek	Mast amplifier with 3 inputs: VHF (47-230MHz) / UHF (470-694MHz) / SAT (950-2200MHz). G: 20dB (VHF) / 30dB (UHF) / -2dB (SAT). Output level (DIN 45004B): 112dBμV. Power supply range: 12-24Vdc. With DC current pass on SAT input. High rejection 5G filter. Includes 12Vdc power supply, reference FA QC 12	10/40

DTT 5G 24 Vdc

051024	AM 311 L2	Mast amplifier 1 input: UHF (470-694MHz). G: 35dB. Output level (DIN 45004B): 110dBμV. Power supply: 24Vdc. With DC current pass on UHF input. High rejection 5G filter	10/60
051026	AM 381 L2	Mast amplifier 1 input: UHF (470-694MHz). G: 40dB. Output level (DIN 45004B): 114dBμV. Power supply: 24Vdc. Second TEST output (-20dB). With DC current pass on UHF input. High rejection 5G filter	10/60

24Vdc POWER SUPPLIES F CONNECTOR

052003	FA 24 S	Switched-mode power supply. Output voltage: 24Vdc. Maximum current: 150mA. 2 outputs with F connector	10/60
--------	----------------	---	-------

24 Vdc QuiCoax POWER SUPPLIES

053003	FA QC 24	Switching power supply. Output voltage: 24Vdc. Maximum current: 150mA. 1 output	10/60
053007	FA QC 242SC	Switching power supply with terminal (without network cable). Output voltage: 24Vdc. Maximum current: 150mA. 2 outputs	10/60
163004	AQC F	QuiCoax Male to Female F Adapter	25/1000
059001	AMCD	Accessory for mounting QuiCoax power supplies on DIN rail	1/1000

POWER SUPPLIES MULTI-PURPOSE



- ✓ High-performance switching power supply
- ✓ Ultra-compact size
- ✓ The only power supply on the market that fits in 80x80mm junction boxes
- ✓ Wall or DIN rail mounting without the need for accessories
- ✓ Multi-purpose system: choice of latest-generation QuiCoax connection or F connectors (adapters included in the package)



FUENTES 24 VDC MULTIUSO QUICOAX - F / WALL-MOUNTED - DIN RAIL

053008	FA QCF 242	Switching power supply. Output voltage: 24Vdc. Maximum current: 150mA. 2 outputs	10/60
053009	FA QCF 242SC	Switching power supply with terminal (without network cable). Output voltage: 24Vdc. Maximum current: 150mA. 2 outputs	10/60



AM 313 EASY MAGNEK



FA 12 MINI



FA QC 12



MCA 402 L2



CA 422 L2



CA 383 L2

EASY MAGNEK DTT 5G + SAT SINGLE CABLE

051019	AM 313 easy mAgnek	Mast amplifier with 3 inputs: VHF (47-230MHz) / UHF(470-694MHz) / SAT (950-2200MHz). G: 20dB (VHF) / 30dB (UHF) / -2dB(SAT). Output level (DIN 45004B): 112dBµV. Power supply range: 12-24Vdc. With DC current pass on SAT input. High rejection 5G filter	10/40
051020	AM 283 easy mAgnek	3-input mast amplifier: VHF-UHF (47-230 / 470-694MHz) / UHF (470-694MHz) / SAT (950-2200MHz). G: 20/26dB (VHF-UHF) / 26dB (UHF) / -2dB (SAT). Output level (DIN 45004B): 112dBµV. Power supply range: 12-24Vdc. With DC current pass on SAT input. High rejection 5G filter	10/40

DTT + SAT SINGLE CABLE POWER SUPPLY

052005	FA 12 MINI	Switching power supply. Output voltage: 12Vdc. Maximum current: 250mA. With LNB power pass-through (13-18Vdc/22KHz). 1 output with F connector	10/60
166001	RFF	2-output plug-in splitter for FA 12 MINI / FA 121	50/400

12 VDC QUICOAX POWER SUPPLY FOR DTT + SAT SINGLE CABLE

053001	FA QC 12	Switching power supply. Output voltage: 12Vdc. Maximum current: 300mA. With LNB power pass-through (13-18Vdc/22KHz). 1 output	10/60
053006	FA QC 12SC	Switching power supply with terminal (no network cable). Output voltage: 12Vdc. Maximum current: 300mA. With LNB power pass-through (13-18Vdc/22KHz). 1 output	10/60
163004	AQC F	QuiCoax Male to Female F Adapter	25/1000
059001	AMCD	Accessory for mounting QuiCoax power supplies on DIN rail	1/1000

BROADBAND MICRO AMPLIFIERS 5G

061008	MCA 402 L2	Micro central amplifier 2 inputs: VHF (47-230MHz) / UHF (470-694MHz) with SAW filter. G: 32dB (VHF) / 40dB (UHF) / Output level (DIN 45004B): 117dBµV (VHF) / 114dBµV (UHF). With 12Vdc power supply switchable on UHF input. Class A. High rejection 5G filter	10/60
--------	-------------------	---	-------

BROADBAND COMPACT AMPLIFIERS 5G

DTT 5G

062007	CA 422 L2	Amplifier unit 2 inputs: VHF (47-230MHz) / UHF (470-694MHz). G: 30dB (VHF) / 42dB (UHF). Output level (DIN 45004B): 117dBµV. With 12Vdc power supply switchable on UHF input. TEST: -30dB. Class A. High rejection 5G filter	6/24
062006	CA 383 L2	Amplifier unit 3 inputs: VHF (47-230MHz) / UHF (470-694MHz) / UHF (470-694MHz). Separate amplification. G: 30dB (VHF) / 2x38dB (UHF). Output level (DIN 45004B): 117dBµV. With 12Vdc power supply switchable on UHF input. TEST: -30dB. Class A. High rejection 5G filter	6/24

DTT 5G + SAT SINGLE CABLE

062008	CA 402 L2 SAT	Amplifier unit 3 inputs: VHF (47-230MHz) / UHF (470-694MHz) / SAT (950-2200MHz). G: 30dB (VHF) / 40dB (UHF) / 34-40dB (SAT). Output level (DIN 45004B): 116dBµV (VHF) / 116dBµV (UHF) / 119dBµV (SAT). 12Vdc power supply switchable on UHF input and 13Vdc LNB power supply. Class A. High rejection 5G filter	6/24
059001	AMCD	Accessory for mounting QuiCoax power supplies on DIN rail	1/1000



CA 403

HIGH-POWER BROADBAND HEADEND AMPLIFIERS 5G

DTT 5G

062009 **CA 403** Amplifier unit with 3 inputs: FM / BIII-DAB / UHF (470-694MHz). G: 24dB (FM) / 33dB (BIII-DAB) / 45dB (UHF). Output level (DIN 45004B): 120dBµV. With 12/24Vdc preamplifier power supply switchable on UHF input. TEST: -30dB. Class A. High rejection 5G filter 1/10



CA 374

062010 **CA 374** Amplifier unit with 4 inputs: FM / BIII-DAB / UHF1 / UHF2 (470-694MHz). G: 24dB (FM) / 33dB (BIII-DAB) / 41dB (2 x UHF). Output level (DIN 45004B): 120dBµV. With 12/24Vdc switchable preamp power supply on UHF inputs. TEST: -30dB. Class A. High rejection 5G filter 1/10

063004 **CA 482 L2** Amplifier unit with 2 inputs: VHF (47-233MHz) / UHF (470-694MHz). G: 30dB (FM) / 35dB (BIII-DAB) / 48dB (UHF). Output level (DIN 45004B): 122dBµV. With 12/24Vdc power supply switchable on UHF input. TEST: -30dB. Class A. High rejection 5G filter. Optional redundant source 1/6



CA 482 L2

063006 **CA 453 L2** Amplifier unit with 3 inputs: VHF (47-232MHz) / UHF 1 (470-694MHz) / UHF 2 (470-694MHz). G: 30dB (FM) / 35dB (BIII-DAB) / 44dB (2xUHF). Output level (DIN 45004B): 124dBµV. With 12/24Vdc power supply switchable on UHF inputs. TEST: -30dB. Class A. High rejection 5G filter. Optional redundant source. 1/6

071010 **FA 2600P** External power supply for redundancy in CA 482 L2, CA 453 L2, and CA 455 L2 SAT 1/50

DTT 5G + SAT UP TO 30 WALL SOCKETS

062011 **CA 374 SAT** Amplifier unit with 5 inputs: FM / BIII-DAB / UHF1 / UHF2 (470-694MHz) / SAT. G: 24dB (FM) / 33dB (BIII-DAB) / 40dB (2 x UHF) / 40dB (SAT). Output level (DIN 45004B): 120dBµV. With 12/24Vdc preamplifier power supply switchable on UHF inputs. TEST: -30dB and 13Vdc LNB power supply on SAT input. Class A. High rejection 5G filter 1/10

063008 **CA 455 L2 SAT** Amplifier unit with 5 inputs: FM / DAB / UHF 1 (470-694MHz) / UHF 2 (470-694MHz) / SAT. G: 30dB (FM) / 35dB (DAB) / 44dB(2xUHF) / 40dB (SAT). Output level (DIN 45004B): 122dBµV. With 12/24Vdc power supply switchable on UHF inputs and 13Vdc LNB power supply on SAT input. TEST: -30dB. Class A. High rejection 5G filter. Optional redundant source. 1/6



CA 455 L2 SAT

SAT AMPLIFIERS WITH TER MIX

170006 **MAD 382 L2** Micro central amplifier 2 inputs: TER (47-694MHz) / SAT(950-2200MHz). G: -1dB (TER) / 31dB (950MHz) / 38dB (2150MHz). Output level (DIN 45004B/ IMD -35dB): 120dBµV. 13Vdc LNB power supply. Class A 10/60



2.1mm Jack connector for redundant power supply



Extend the warranty on your broadband headend amplifiers and programmable amplifiers up to 5 years!

Access the form via the **QR** code and register to obtain the extended warranty.





NOVUS MAST



FA 12S 500



NOVUS



NOVUS PRO



2.1mm Jack connector for redundant power supply (NOVUS PRO & NOVUS PRO ICT)



NOVUS PRO ICT



Spectrum mode display with individual filter adjustment



Discover all the details of the Novus Series

NOVUS SERIES DIGITAL PROGRAMMABLE AMPLIFIERS

MAST SERIES

071022 **NOVUS MAST** Amplifier with 32 ultra-selective UHF filters. 1 UHF input (G>40dB) / 1 UHF input with internal preamplifier (G>50dB) / 1 FM-DAB-BIII input (G>12dB). Preamplifier power supply (12V). Output level: 94dBµV⁽¹⁾ (DIN 45004B). TEST output usable as a second output. Automatic programming and individual filter adjustment via Visual Mode (Patent pending). 1/12

052007 **FA 12S 500** Switched power supply. Output voltage: 12Vdc. Maximum current: 500mA. 2 outputs with F connector 1/10

(1) 86dBµV for 10 MUX

INDOOR SERIES

071023 **NOVUS** Amplifier with 32 ultra-selective UHF filters. 1 UHF input (G>55dB) / 1 UHF input with internal preamplifier (G>65dB) / 1 FM-DAB-BIII input (G>12dB). Preamplifier power supply (12V). Output level: 113dBµV⁽²⁾ (DIN 45004B). Automatic programming and individual filter adjustment via Visual Mode (Patent pending). Installation fault detection through Test Mode. 1/15

071020 **NOVUS PRO** Amplifier with 32 ultra-selective UHF filters. 1 UHF input (G > 65dB), 1 UHF input with internal preamplifier (G > 75dB), 1 configurable UHF input for DAB (G > 65dB), 1 FM input (G > 28dB). Preamp power supply: 12V/24V. Output level: 124 dBµV⁽³⁾ (DIN 45004B). Automatic programming and individual filter adjustment using Visual Mode (Patent pending). Fault detection in the installation via Test Mode. Redundant power supply (optional). 1/10

071021 **NOVUS PRO ICT** Amplifier with 32 ultra-selective UHF filters. 1 UHF input (G > 60dB), 1 UHF input with internal preamplifier (G > 70dB), 1 UHF input configurable for DAB (G > 60dB), 1 FM input (G > 28dB), 1 SAT input (G > 35dB). Preamp power supply: 12V/24V. Output level: TER 120dBµV⁽⁴⁾ (DIN 45004B) / SAT 119dBµV (IMD -35dB). Automatic programming and individual filter adjustment using Visual Mode (Patent pending). Fault detection in the installation via Test Mode. Redundant power supply (optional). 1/10

071010 **FA 2600P** External power supply for redundancy in NOVUS PRO and NOVUS PRO ICT 1/50

(2) 105dBµV for 10 MUX / (3) 116dBµV for 10 MUX / (4) 112dBµV for 10 MUX

NOVUS SERIES

The new generation of programmable amplifiers with advanced, patented modes that redefine the standard

PATENTED DESIGN by Ek

VISUAL Mode

Spectrum Mode

TEST Mode

STATUS Mode

High-quality OLED screen

Intuitive configuration via multi-directional joystick

Manual and automatic programming

Independent output level configuration for each MUX

Channel conversion

New hardware with top-quality and highly reliable components

Input for redundant power supply

Extended warranty



Multiswitch QuiCoax



F type connection conversion with AQC-F adapter



MS QC 512



MS QC 520E



MS QC 585

01

Reduce to minimum installation time

02

No need of tools

03

Guarantees an excellent connected and minimizes the space

04

Eliminate the use of connectors and associated costs

05

QuiCoax, the new Standard of Connection

- ✓ High shielding quicoax zamak housing
- ✓ Low power consumption. External power supply only for Inb
- ✓ Power supply can be installed at any multiswitch of the cascade
- ✓ DC PASS on SAT trunk input/output
- ✓ Selectable DC PASS ON/OFF on terrestrial line for pre-amplifiers
- ✓ Very easy to install, few seconds needed
- ✓ Fast QuiCoax connection, no connectors needed
- ✓ **Latest generation QuiCoax system for the easiest connection**

QUICOAX STANDALONE MULTISWITCHES (4 POLARITIES + TER)

090013	MS QC 512*	Multiswitch stand-alone/end-cascade. 5 inputs (4 SAT + 1 TER). 12 users outputs. Tap loss: SAT <3dB / TER 17dB. With return path. EKOAX compatible.	1/24
090029	MS QC 516E*	Multiswitch stand-alone/end-cascade. 5 inputs (4 SAT + 1 TER). 16 users outputs. Tap loss: SAT <6dB / TER 21dB. With return path. EKOAX compatible.	1/15
090016	E MS QC 520*	Multiswitch universal standalone/end-cascade. 5 inputs (4 SAT + 1 TER). 20 users outputs. Tap loss: SAT <3dB/ TER 20dB. With return path on passive TER mode. EKOAX compatible.	1/10
090030	MS QC 520E*	Multiswitch stand-alone/end-cascade. 5 inputs (4 SAT + 1 TER). 20 users outputs. Tap loss: SAT <6dB / TER 23dB. With return path. EKOAX compatible.	1/15
090017	MS QC 524*	Multiswitch stand-alone/end-cascade. 5 inputs (4 SAT + 1 TER). 24 users outputs. Tap loss: SAT <6dB / TER 21dB. With return path. EKOAX compatible.	1/10
090018	MS QC 528*	Multiswitch stand-alone/end-cascade. 5 inputs (4 SAT + 1 TER). 28 users outputs. Tap loss: SAT <6dB / TER 22dB. With return path. EKOAX compatible.	1/10
071006	FA 1210	Power supply 12 Vdc / 1000 mA	1/100
071010	FA 2600P	Power supply 12Vdc / 2600mA	1/50

* Power supply not included

CASCADABLE QuiCoax MULTISWITCHES (4 POLARITIES + TER)

090011	MS QC 585*	Multiswitch stand-alone/cascade. 5 inputs (4 SAT + 1 TER). 8 users output. 5 trunk line outputs. Insertion loss <3dB. Tap loss: SAT <3dB / TER (Passive) 21dB. With return path. Compatible with standalone multiswitch. Compatible with EKOAX.	1/24
--------	-------------------	---	------

* Power supply not included



MS QC 515D



MS QC 916




MS QC 989



AMP QC 55



CQC 75A



MS QCF 512 + FA 1210

QuiCoax CASCADABLE dCSS MULTISWITCH (4 POLARITIES + TER)

090014	MS QC 515D*	Multiswitch stand-alone/cascade. 5 inputs. 4 SAT (2 X Wideband or 1 x Quattro LNB) + 1 TER. 1x16 dCSS user-bands. 5 trunk line outputs. Insertion loss <3dB. With return path. Compatible with EKOAX.	1/24
--------	--------------------	---	------

* Power supply not included

QuiCoax MULTISWITCHES 8 POLARITIES +TER STANDALONE

090031	MS QC 98*	Multiswitch stand-alone/end-cascade. 9 inputs (8 SAT + 1 TER). 8 users outputs. Tap loss: SAT <3dB / TER (Passive) <16dB. Output level: SAT (DIN 45004B -35dBc) 100dBµV. With passive return path. EKOAX compatible.	1/15
--------	------------------	--	------

090032	MS QC 916*	Multiswitch stand-alone/end-cascade. 9 inputs (8 SAT + 1 TER). 16 users outputs. Tap loss: SAT <3dB / TER (Passive) <21dB. Output level: SAT (DIN 45004B -35dBc) 100dBµV. With passive return path. EKOAX compatible.	1/15
--------	-------------------	---	------

071006	FA 1210	Power supply 12 Vdc / 1000 mA	1/100
--------	----------------	-------------------------------	-------

071010	FA 2600P	Power supply 12Vdc / 2600mA	1/50
--------	-----------------	-----------------------------	------

* Power supply not included

QuiCoax CASCADABLE MULTISWITCH (8 POLARITIES + TER)

090033	MS QC 989*	Multiswitch stand-alone/cascade. 9 inputs (8 SAT + 1 TER). 8 users output. 9 trunk line outputs. Insertion loss <3dB. Tap loss: SAT <3dB / TER (Passive) <23dB. Output level: SAT (DIN 45004B -35dBc) 100dBµV. With passive return path. EKOAX compatible.	1/15
--------	-------------------	--	------

* Power supply not included

QuiCoax CASCADABLE AMPLIFIERS

090034	AMP QC 55*	Cascadable multiswitch amplifier, 5 inputs/outputs. TV input: gain 20 dB / max output 104 dBµV. 4xSAT inputs: gain 23 dB / max output 110 dBµV	1/10
--------	-------------------	--	------

090035	AMP QC 99*	Cascadable multiswitch amplifier, 9 inputs/outputs (8 SAT + 1 TER). TV input: gain 20 dB / max output 104 dBµV. 8xSAT inputs: gain 23 dB / max output 110 dBµV.	1/10
--------	-------------------	---	------

* Power supply not included

QuiCoax MULTISWITCH ACCESSORIES

163008	CQC 75A	75 Ohm isolated terminal load for QUICOAX devices	25/1000
--------	----------------	---	---------

163004	AQC F	Male QUICOAX adapter to F female	25/1000
--------	--------------	----------------------------------	---------

QuiCoax STANDALONE MULTIPURPOSE MULTISWITCHES (4 POLARITIES + TER)

090037	MS QCF 512*	Multiswitch stand-alone/end-cascade. 5 inputs (4 SAT + 1 TER). 12 users outputs. Tap loss: SAT <3dB / TER 17dB. With return path. EKOAX compatible.	1/10
--------	--------------------	---	------

090038	MS QCF 516*	Multiswitch stand-alone/end-cascade. 5 inputs (4 SAT + 1 TER). 16 users outputs. Tap loss: SAT <6dB / TER 21dB. With return path. EKOAX compatible.	1/10
--------	--------------------	---	------

090039	MS QCF 520*	Multiswitch stand-alone/end-cascade. 5 inputs (4 SAT + 1 TER). 20 users outputs. Tap loss: SAT <6dB / TER 23dB. With return path. EKOAX compatible.	1/10
--------	--------------------	---	------

090040	MS QCF 524*	Multiswitch stand-alone/end-cascade. 5 inputs (4 SAT + 1 TER). 24 users outputs. Tap loss: SAT <6dB / TER 21dB. With return path. EKOAX compatible.	1/10
--------	--------------------	---	------

090041	MS QCF 528*	Multiswitch stand-alone/end-cascade. 5 inputs (4 SAT + 1 TER). 28 users outputs. Tap loss: SAT <6dB / TER 22dB. With return path. EKOAX compatible.	1/10
--------	--------------------	---	------

* Power supply FA 1210 not included



MS QCF 585



MS QCF 515D



MS QCF 989



AMP QCF 55



MR525

MULTI SPLITTER

CASCADABLE QuiCoax MULTIPURPOSE MULTISWITCHES (4 POLARITIES + TER)

090042	MS QCF 585*	Multiswitch stand-alone/cascade. 5 inputs (4 SAT + 1 TER). 8 users output. 5 trunk line outputs. Insertion loss <3dB. Tap loss: SAT <3dB / TER (Passive) 21dB. With return path. Compatible with standalone multiswitch. Compatible with EKOAX.	1/12
090043	MS QCF 515D*	Multiswitch stand-alone/cascade. 5 inputs. 4 SAT (2 X Wideband or 1 x Quattro LNB) + 1 TER. 1x16 dCSS user-bands. 5 trunk line outputs. Insertion loss <3dB. With return path. Compatible with EKOAX.	1/12

* Power supply not included

CASCADABLE QUICOAX F-TYPE MULTIPURPOSE MULTISWITCH KIT (4 POLARITIES + TER)

090049	KIT MS QCF 515D	Kit with Wide Band 1040 LNB, MS QCF 515D multiswitch, and FA 1210 power supply	1/12
--------	------------------------	--	------

QuiCoax F MULTI-PURPOSE STAR MULTISWITCHES (8 POLARITIES + TER)

090045	MS QCF 98*	Multiswitch stand-alone/end-cascade. 9 inputs (8 SAT + 1 TER). 8 users outputs. Tap loss: SAT <3dB / TER (Passive) <16dB. Output level: SAT (DIN 45004B -35dBc) 100dBµV. With passive return path. EKOAX compatible.	1/10
090046	MS QCF 916*	Multiswitch stand-alone/end-cascade. 9 inputs (8 SAT + 1 TER). 16 users outputs. Tap loss: SAT <3dB / TER (Passive) <21dB. Output level: SAT (DIN 45004B -35dBc) 100dBµV. With passive return path. EKOAX compatible.	1/10

* Power supply FA 1210 not included

QuiCoax F CASCADABLE MULTISWITCH (8 POLARITIES + TER)

090044	MS QCF 989*	Multiswitch stand-alone/cascade. 9 inputs (8 SAT + 1 TER). 8 users output. 9 trunk line outputs. Insertion loss <3dB. Tap loss: SAT <3dB / TER (Passive) <23dB. Output level: SAT (DIN 45004B -35dBc) 100dBµV. With passive return path. EKOAX compatible.	1/10
--------	--------------------	--	------

* Power supply not included

QuiCoax F MULTI-PURPOSE CASCADABLE AMPLIFIERS

090047	AMP QCF 55*	Cascadable multiswitch amplifier, 5 inputs/outputs. TV input: gain 20 dB / max output 104 dBµV. 4xSAT inputs: gain 23 dB / max output 110 dBµV	1/10
090048	AMP QCF 99*	Cascadable multiswitch amplifier, 9 inputs/outputs (8 SAT + 1 TER). TV input: gain 20 dB / max output 104 dBµV. 8xSAT inputs: gain 23 dB / max output 110 dBµV.	1/10

* Power supply not included

MULTI SPLITTERS F FOR MULTISWITCHES 4 AND 8 POLARITIES + TER

090050	MR 525	Multi repartidor de 5 entradas y 2 x 5 salidas Banda de paso: 5-2400MHz. Pérdidas de paso: 3,8dB (862MHz) / 4,9dB (2400MHz). Con paso de corriente DC. Clase A +10dB	1/10
090051	MR 929	Multi repartidor de 9 entradas y 2 x 9 salidas Banda de paso: 5-2400MHz. Pérdidas de paso: 3,8dB (862MHz) / 4,9dB (2400MHz). Con paso de corriente DC. Clase A +10dB	1/10

MULTI TAP F FOR MULTISWITCHES 4 AND 8 POLARITIES + TER

090052	MD 555-24	Multitap. 5 inputs, 5 taps, and 5 trunk outputs. Passband: 5-2400 MHz. Tap attenuation: 24 dB. Insertion loss: 0.8 dB (at 862 MHz) / 2 dB (at 2400 MHz). With DC current passage on trunk line. Class A (+10 dB).	1
090053	MD 555-20	Multitap. 5 inputs, 5 taps, and 5 trunk outputs. Passband: 5-2400 MHz. Tap attenuation: 20 dB. Insertion loss: 1 dB (at 862 MHz) / 2.2 dB (at 2400 MHz). With DC current passage on trunk line. Class A (+10 dB).	1

MULTI
TAP



MD 555-16



MD 999-12



MI 3 ICT



AC 118R



ALS 24



AL 401 TS



AL 362 ICT

090054	MD 555-16	Multitap. 5 inputs, 5 taps, and 5 trunk outputs. Passband: 5–2400 MHz. Tap attenuation: 16 dB. Insertion loss: 1.5 dB (at 862 MHz) / 2.4 dB (at 2400 MHz). With DC current passage on trunk line. Class A (+10 dB).	1
090055	MD 555-12	Multitap. 5 inputs, 5 taps, and 5 trunk outputs. Passband: 5–2400 MHz. Tap attenuation: 12 dB. Insertion loss: 2.2 dB (at 862 MHz) / 3.5 dB (at 2400 MHz). With DC current passage on trunk line. Class A (+10 dB).	1
090056	MD 999-24	Multitap. 9 inputs, 9 taps, and 9 trunk outputs. Passband: 5–2400 MHz. Tap attenuation: 24 dB. Insertion loss: 0.8 dB (at 862 MHz) / 2 dB (at 2400 MHz). With DC current passage on trunk line. Class A (+10 dB).	1
090057	MD 999-20	Multitap. 9 inputs, 9 taps, and 9 trunk outputs. Passband: 5–2400 MHz. Tap attenuation: 20 dB. Insertion loss: 1 dB (at 862 MHz) / 2.2 dB (at 2400 MHz). With DC current passage on trunk line. Class A (+10 dB).	1
090058	MD 999-16	Multitap. 9 inputs, 9 taps, and 9 trunk outputs. Passband: 5–2400 MHz. Tap attenuation: 16 dB. Insertion loss: 1.5 dB (at 862 MHz) / 2.4 dB (at 2400 MHz). With DC current passage on trunk line. Class A (+10 dB).	1
090059	MD 999-12	Multitap. 9 inputs, 9 taps, and 9 trunk outputs. Passband: 5–2400 MHz. Tap attenuation: 12 dB. Insertion loss: 2.2 dB (at 862 MHz) / 3.5 dB (at 2400 MHz). With DC current passage on trunk line. Class A (+10 dB).	1

OUTDOOR MIXER

131002	MI 3 ICT	TER/SAT mixer–demixer for ICT installations. 3 inputs: TER (5–862 MHz) / 2 × SAT (950–2400 MHz). 2 outputs: TER + SAT 1 / TER + SAT 2. Insertion loss: 4 dB (TER) / 2 dB (SAT). Class A.	10/100
--------	-----------------	--	--------

LINE AMPLIFIERS

DVB-T / CATV / EKOAX

061007	MCAL 381 LR	Micro broadband / line amplifier. 1 input (88–1000 MHz) and passive return path 5–65 MHz. Gain: 26 dB (at 88 MHz) / 32 dB (at 1000 MHz). Output level (DIN 45004B): 117 dB μ V (VHF) / 114 dB μ V (UHF). Class A. Compatible with EKOAX.	10/60
102006	AC 118 R	Line amplifier with passive return path (5–65 MHz). Forward path frequency: 87–1000 MHz. Gain: 38 dB. Output level (DIN 45004B): 118 dB μ V. Test output: –20 dB. Compatible with EKOAX.	6/24

SAT

101001	ALS 24	SAT line amplifier. Frequency: 950–2400MHz. G: 18dB (950MHz) / 25dB (2300MHz). Output level (DIN 45004B -35dBc): 110dB μ V. Class A	10/120
--------	---------------	---	--------

DVB-T + SAT

102002	AL 351 TS	TER + SAT line amplifier. 1 input (47–790 / 950–2150 MHz). Gain: 35 dB (TER) / 35 dB (SAT). 1 output. Output level (DIN 45004B): 117 dB μ V (TER) / 120 dB μ V (SAT). Test output: –30 dB. Class A.	6/24
102022	AL 401 TS	TER + SAT line amplifier. 1 input (47–694 / 950–2150 MHz). Gain: 40 dB (TER) / 40 dB (SAT). Adjustable tilt per band. Output level (DIN 45004B): 122 dB μ V (TER) / 120 dB μ V (SAT). Test output: –30 dB. Optional redundant power supply. Class A.	6

DVB-T + SAT / DOUBLE LINE


102021	AL 362 ICT	TER + SAT dual line amplifier. 2 inputs (47–694 / 950–2150 MHz). Gain: 36 dB (TER) / 40 dB (SAT). Adjustable tilt per band. 2 outputs (TER + SAT). Output level (DIN 45004B): 118 dB μ V (TER) / 121 dB μ V (SAT). Test output: –30 dB. Optional redundant power supply. Class A.	6
071010	FA 2600P	External power supply for redundancy in AL 401 TS and AL 362 ICT	1/50



AA 20 L2



AA 412 L2



MAA 22



AA QCF 182



AA QCF 182 SC



Example of DIN rail mounting

INDOOR AMPLIFIERS

DTT 5G

111006 **AA 20 L2** Indoor amplifier 1 input (47-694 MHz). 2 output. G: 20dB. Output level (DIN 45004B): 2 x 104 dBuV 10/60

111007 **AA 412 L2** Indoor amplifier . 1 input (47-694MHz). 4 outputs. G: 4 x 12dB. Output level (DIN 45004B): 4 x 100dBuV 10/60

DTT + SAT

111005 **AAS 20** Indoor amplifier TER+SAT. 1 input (47-2200MHz). 1 output. G: 11-22dB (Fix-filt). Output level (DIN 45004B): 110dBuV. It allows remote power and DC pass for LNB 10/60


MICRO INDOOR AMPLIFIERS

111009 **MAA 22** Micro indoor amplifier with return path. 1 input (5-65 / 88-1000 MHz), 1 output. Gain: 12 / 17 / 22 dB. Output level (DIN 45004B): 110 dBuV. Wall-mounted. Compatible with EKOAX. 10/60

MICRO INDOOR AMPLIFIERS



- ✓ Ultra compact size
- ✓ Fits on 80x80 mm junction boxes
- ✓ Wall mount or DIN rail mounting without additional accessories
- ✓ High output level that prevents intermodulation issues when amplifying strong and weak signals.
- ✓ Multi-purpose system: option for state-of-the-art QuiCoax connection or F connectors (adapters included in the packaging)



QuiCoax-F MICRO APARTMENT AMPLIFIERS

111016 **AA QCF 211** Micro indoor amplifier. 1 input (47-694 MHz), 1 output. Gain: 21 dB. Output level (DIN 45004B): 114 dBuV. 10/60

111017 **AA QCF 182** Micro indoor amplifier. 1 input (47-694 MHz), 2 outputs. Gain: 18 dB. Output level (DIN 45004B): 2 x 110 dBuV. 10/60

111018 **AA QCF 182 SC** Micro indoor amplifier with electrical terminal (without power cable). 1 input (47-694 MHz), 2 outputs. Gain: 18 dB. Output level (DIN 45004B): 2 x 110 dBuV. 10/60



MINI
FORMAT

RQC 2M



RQC 3



RQCF 2



RQCF 6



PAU EXT

Allows the conversion of RQC 2, 4, 6, and 8 distributions into user PAUs



MINI
FORMAT

DQC 112

QuiCoax SPLITTERS

141009	RQC 2M	Mini splitter with 2 outputs. Passband: 5–2400 MHz. Insertion loss: 3.8 dB (at 862 MHz) / 4.9 dB (at 2400 MHz). All ports DC pass. Class A (+10 dB).	20/120
141010	RQC 2	Splitter with 2 outputs. Passband: 5–2400 MHz. Insertion loss: 3.8 dB (at 862 MHz) / 4.9 dB (at 2400 MHz). All ports DC pass. Class A (+10 dB).	20/120
141011	RQC 3	Splitter with 3 outputs. Passband: 5–2400 MHz. Insertion loss: 7 dB (at 862 MHz) / 9.5 dB (at 2400 MHz). All ports DC pass. Class A (+10 dB).	20/120
141016	RQC 4	Splitter with 4 outputs. Passband: 5–2400 MHz. Insertion loss: 8.1 dB (at 862 MHz) / 10 dB (at 2400 MHz). All ports DC pass. Class A (+10 dB).	20/120
141017	RQC 6	Splitter with 6 outputs. Passband: 5–2400 MHz. Insertion loss: 10 dB (at 862 MHz) / 12 dB (at 2400 MHz). All ports DC pass. Class A (+10 dB).	10/60
141018	RQC 8	Splitter with 8 outputs. Passband: 5–2400 MHz. Insertion loss: 12 dB (at 862 MHz) / 14 dB (at 2400 MHz). All ports DC pass. Class A (+10 dB).	10/60
163005	PAU EXT	Connector with 75 Ω terminal load. Allows the conversion of RQC 2-, 4-, 6-, and 8-output splitters into PAU units (Spanish ICT regulation).	25

QuiCoax-F SPLITTERS

141025	RQCF 2	Splitter with 2 outputs. Passband: 5–2400 MHz. Insertion loss: 3.8 dB (at 862 MHz) / 4.9 dB (at 2400 MHz). All ports DC pass. Class A (+10 dB).	20/120
141026	RQCF 3	Splitter with 3 outputs. Passband: 5–2400 MHz. Insertion loss: 7 dB (at 862 MHz) / 9.5 dB (at 2400 MHz). All ports DC pass. Class A (+10 dB).	20/120
141027	RQCF 4	Splitter with 4 outputs. Passband: 5–2400 MHz. Insertion loss: 8.1 dB (at 862 MHz) / 10 dB (at 2400 MHz). All ports DC pass. Class A (+10 dB).	20/120
141028	RQCF 6	Splitter with 6 outputs. Passband: 5–2400 MHz. Insertion loss: 10 dB (at 862 MHz) / 12 dB (at 2400 MHz). All ports DC pass. Class A (+10 dB).	20/120
141029	RQCF 8	Splitter with 8 outputs. Passband: 5–2400 MHz. Insertion loss: 12 dB (at 862 MHz) / 14 dB (at 2400 MHz). All ports DC pass. Class A (+10 dB).	10/60
163005	PAU EXT	Connector with 75 Ω terminal load. Allows conversion of RQC 2-, 4-, 6-, and 8-output splitters into PAU units (Spanish ICT regulation).	10/60

QuiCoax TAPS

142026	DQC 112	Mini tap with 1 output. Passband: 5–2400 MHz. Tap loss: 12 dB. Insertion loss: 1.9 dB (at 862 MHz) / 3.2 dB (2400 MHz). DC pass on trunk line. Class A (+10 dB).	20/120
142027	DQC 116	Mini tap with 1 output. Passband: 5–2400 MHz. Tap loss: 16 dB. Insertion loss: 1.5 dB (at 862 MHz) / 2.4 dB (2400 MHz). DC pass on trunk line. Class A (+10 dB).	20/120
142028	DQC 120	Mini tap with 1 output. Passband: 5–2400 MHz. Tap loss: 20 dB. Insertion loss: 1 dB (at 862 MHz) / 2.2 dB (2400 MHz). DC pass on trunk line. Class A (+10 dB).	20/120
142029	DQC 124	Mini tap with 1 output. Passband: 5–2400 MHz. Tap loss: 24 dB. Insertion loss: 0.8 dB (at 862 MHz) / 2 dB (2400 MHz). DC pass on trunk line. Class A (+10 dB).	20/120
141012	DQC 212	Tap with 2 outputs. Passband: 5–2400 MHz. Tap loss: 12 dB. Insertion loss: 2.2 dB (at 862 MHz) / 3.5 dB (2400 MHz). DC pass on trunk line. Class A (+10 dB).	20/120



DQC 212



DQC 412



DQC 616



DQC 816



DQCF 116



DQCF 212

141013	DQC 216	Tap with 2 outputs. Passband: 5–2400 MHz. Tap loss: 16 dB. Insertion loss: 1.6 dB (at 862 MHz) / 2.6 dB (at 2400 MHz). DC pass on trunk line. Class A (+10 dB).	20/120
141014	DQC 220	Tap with 2 outputs. Passband: 5–2400 MHz. Tap loss: 20 dB. Insertion loss: 1.1 dB (at 862 MHz) / 2.6 dB (at 2400 MHz). DC pass on trunk line. Class A (+10 dB).	20/120
141015	DQC 224	Tap with 2 outputs. Passband: 5–2400 MHz. Tap loss: 24 dB. Insertion loss: 1 dB (at 862 MHz) / 2.3 dB (at 2400 MHz). DC pass on trunk line. Class A (+10 dB).	20/120
142016	DQC 412	Tap with 4 outputs. Passband: 5–2400 MHz. Tap loss: 12 dB. Insertion loss: 3.2 dB (at 862 MHz) / 4.5 dB (at 2400 MHz). DC pass on trunk line. Class A (+10 dB).	20/120
142017	DQC 416	Tap with 4 outputs. Passband: 5–2400 MHz. Tap loss: 16 dB. Insertion loss: 1.8 dB (at 862 MHz) / 3.5 dB (at 2400 MHz). DC pass on trunk line. Class A (+10 dB).	20/120
142018	DQC 420	Tap with 4 outputs. Passband: 5–2400 MHz. Tap loss: 20 dB. Insertion loss: 1.5 dB (at 862 MHz) / 2.1 dB (at 2400 MHz). DC pass on trunk line. Class A (+10 dB).	20/120
142019	DQC 424	Tap with 4 outputs. Passband: 5–2400 MHz. Tap loss: 24 dB. Insertion loss: 1.3 dB (at 862 MHz) / 2 dB (at 2400 MHz). DC pass on trunk line. Class A (+10 dB).	20/120
142020	DQC 616	Tap with 6 outputs. Passband: 5–2400 MHz. Tap loss: 16 dB. Insertion loss: 4 dB (at 862 MHz) / 4.4 dB (at 2400 MHz). DC pass on trunk line. Class A (+10 dB).	10/60
142021	DQC 620	Tap with 6 outputs. Passband: 5–2400 MHz. Tap loss: 20 dB. Insertion loss: 2.7 dB (at 862 MHz) / 3.9 dB (at 2400 MHz). DC pass on trunk line. Class A (+10 dB).	10/60
142022	DQC 624	Tap with 6 outputs. Passband: 5–2400 MHz. Tap loss: 24 dB. Insertion loss: 1.8 dB (at 862 MHz) / 2.8 dB (at 2400 MHz). DC pass on trunk line. Class A (+10 dB).	10/60
142023	DQC 816	Tap with 8 outputs. Passband: 5–2400 MHz. Tap loss: 16 dB. Insertion loss: 4 dB (at 862 MHz) / 4.4 dB (at 2400 MHz). DC pass on trunk line. Class A (+10 dB).	10/60
142024	DQC 820	Tap with 8 outputs. Passband: 5–2400 MHz. Tap loss: 20 dB. Insertion loss: 2.7 dB (at 862 MHz) / 3.9 dB (at 2400 MHz). DC pass on trunk line. Class A (+10 dB).	10/60
142025	DQC 824	Tap with 8 outputs. Passband: 5–2400 MHz. Tap loss: 24 dB. Insertion loss: 1.8 dB (at 862 MHz) / 2.8 dB (at 2400 MHz). DC pass on trunk line. Class A (+10 dB).	10/60

QuiCoax-F TAPS

142030	DQCF 112	Mini tap with 1 output. Passband: 5–2400 MHz. Tap loss: 12 dB. Insertion loss: 1.9 dB (at 862 MHz) / 3.2 dB (2400 MHz). DC pass on trunk line. Class A (+10 dB).	20/120
142031	DQCF 116	Mini tap with 1 output. Passband: 5–2400 MHz. Tap loss: 16 dB. Insertion loss: 1.5 dB (at 862 MHz) / 2.4 dB (2400 MHz). DC pass on trunk line. Class A (+10 dB).	20/120
142032	DQCF 120	Mini tap with 1 output. Passband: 5–2400 MHz. Tap loss: 20 dB. Insertion loss: 1 dB (at 862 MHz) / 2.2 dB (2400 MHz). DC pass on trunk line. Class A (+10 dB).	20/120
142033	DQCF 124	Mini tap with 1 output. Passband: 5–2400 MHz. Tap loss: 24 dB. Insertion loss: 0.8 dB (at 862 MHz) / 2 dB (2400 MHz). DC pass on trunk line. Class A (+10 dB).	20/120
142034	DQCF 212	Tap with 2 outputs. Passband: 5–2400 MHz. Tap loss: 12 dB. Insertion loss: 2.2 dB (at 862 MHz) / 3.5 dB (2400 MHz). DC pass on trunk line. Class A (+10 dB).	20/120



DQCF 220



DQCF 416



DQCF 616



PCA 4QC

SPECIAL
QuiCoax®
1 OPERATION



PC QC



BL QC




RQC 6 on DIN rail with AMCD

142035	DQCF 216	Tap with 2 outputs. Passband: 5–2400 MHz. Tap loss: 16 dB. Insertion loss: 1.6 dB (at 862 MHz) / 2.6 dB (at 2400 MHz). DC pass on trunk line. Class A (+10 dB).	20/120
142036	DQCF 220	Tap with 2 outputs. Passband: 5–2400 MHz. Tap loss: 20 dB. Insertion loss: 1.1 dB (at 862 MHz) / 2.6 dB (at 2400 MHz). DC pass on trunk line. Class A (+10 dB).	20/120
142037	DQCF 224	Tap with 2 outputs. Passband: 5–2400 MHz. Tap loss: 24 dB. Insertion loss: 1 dB (at 862 MHz) / 2.3 dB (at 2400 MHz). DC pass on trunk line. Class A (+10 dB).	20/120
142038	DQCF 412	Tap with 4 outputs. Passband: 5–2400 MHz. Tap loss: 12 dB. Insertion loss: 3.2 dB (at 862 MHz) / 4.5 dB (at 2400 MHz). DC pass on trunk line. Class A (+10 dB).	20/120
142039	DQCF 416	Tap with 4 outputs. Passband: 5–2400 MHz. Tap loss: 16 dB. Insertion loss: 1.8 dB (at 862 MHz) / 3.5 dB (at 2400 MHz). DC pass on trunk line. Class A (+10 dB).	20/120
142040	DQCF 420	Tap with 4 outputs. Passband: 5–2400 MHz. Tap loss: 20 dB. Insertion loss: 1.5 dB (at 862 MHz) / 2.1 dB (at 2400 MHz). DC pass on trunk line. Class A (+10 dB).	20/120
142041	DQCF 424	Tap with 4 outputs. Passband: 5–2400 MHz. Tap loss: 24 dB. Insertion loss: 1.3 dB (at 862 MHz) / 2 dB (at 2400 MHz). DC pass on trunk line. Class A (+10 dB).	20/120
142042	DQCF 616	Tap with 6 outputs. Passband: 5–2400 MHz. Tap loss: 16 dB. Insertion loss: 4 dB (at 862 MHz) / 4.4 dB (at 2400 MHz). DC pass on trunk line. Class A (+10 dB).	10/60
142043	DQCF 620	Tap with 6 outputs. Passband: 5–2400 MHz. Tap loss: 20 dB. Insertion loss: 2.7 dB (at 862 MHz) / 3.9 dB (at 2400 MHz). DC pass on trunk line. Class A (+10 dB).	10/60
142044	DQCF 624	Tap with 6 outputs. Passband: 5–2400 MHz. Tap loss: 24 dB. Insertion loss: 1.8 dB (at 862 MHz) / 2.8 dB (at 2400 MHz). DC pass on trunk line. Class A (+10 dB).	10/60
142045	DQCF 816	Tap with 8 outputs. Passband: 5–2400 MHz. Tap loss: 16 dB. Insertion loss: 4 dB (at 862 MHz) / 4.4 dB (at 2400 MHz). DC pass on trunk line. Class A (+10 dB).	10/60
142046	DQCF 820	Tap with 8 outputs. Passband: 5–2400 MHz. Tap loss: 20 dB. Insertion loss: 2.7 dB (at 862 MHz) / 3.9 dB (at 2400 MHz). DC pass on trunk line. Class A (+10 dB).	10/60
142047	DQCF 824	Tap with 8 outputs. Passband: 5–2400 MHz. Tap loss: 24 dB. Insertion loss: 1.8 dB (at 862 MHz) / 2.8 dB (at 2400 MHz). DC pass on trunk line. Class A (+10 dB).	10/60
QuiCoax MIX-DEMIX TV-SAT			
131005	MQC TS	QuiCoax mixer/demixer. 2 inputs: TER and SAT. Insertion loss: 1 dB (TER) / 1.5 dB (SAT). DC pass on SAT input. Class A (+10 dB).	10/120
QuiCoax-F MIX-DEMIX TV-SAT			
131006	MQCF TS	QuiCoax-F mixer/demixer. 2 inputs: TER and SAT. Insertion loss: 1 dB (TER) / 1.5 dB (SAT). DC pass on SAT input. Class A (+10 dB).	10/120
QuiCoax ACCESSORIES			
163003	CQC 75	QuiCoax 75 Ω terminal load	25/1000
163008	CQC 75A	QuiCoax 75 Ω isolated terminal load	25/1000
163004	AQC F	QuiCoax male-to-F female adapter	25/1000
167004	PC QC	Two-step cable stripping tool for QuiCoax	1/50
167007	PCA 4QC	Cable stripping tool compatible with QuiCoax	1
163006	BL QC	Blocker/stopper for high-tension applications	100/1000
059001	AMCD	DIN-rail mounting accessory (for QuiCoax devices and amplifiers)	1/1000



TF QC1G



APL



CFQC



Application of the BL QC blocker in QuiCoax connectors for high traction requirements

THE FASTER AND RELIABLE CONNECTION

Push, insert ... and you're done



CFQC CONNECTOR




WALL-SOCKETS TFQC



QuiCoax button detail with inspection window



CFQC knurled head for better grip



Integrated nut for tool tightening

QuiCoax WALL-SOCKETS

145103	E TF QC1G	Wall socket, terminal outlet with fixing claws, DATA-TV. Frequency range: DATA (5-65 MHz) / FM (88-108 MHz) / TV (120-1000 MHz). Tap attenuation: <1 dB (DATA) / <1.5 dB (TV). Cable connection by QuiCoax quick insertion. Class A.	10/100
--------	------------------	--	--------

145101	E TF QC3	Wall socket, terminal outlet with fixing claws and 2xIEC + 1xF connectors (TV/RD/SAT). Frequency range: TV 5-65 / 120-790 MHz, RD 88-108 MHz, SAT 950-2400 MHz with DC pass on SAT. Tap attenuation: <1 dB (TV) / <4 dB (RD) / <1.5 dB (SAT). Cable connection by QuiCoax quick insertion. Class A.	10/100
--------	-----------------	---	--------

145105	E APL	Drywall mounting accessory	10/100
--------	--------------	----------------------------	--------

QuiCoax CONNECTOR

146001	CFQC	F-type connector with QuiCoax connection. Includes BL QC.	25/500
--------	-------------	---	--------

CLASS A SPLITTERS

1000 MHz

141007	RT 12	2 outputs Class A splitter. Frequency range: 5-1000 MHz. Insertion loss: 3,8dB (1000 MHz). All ports DC pass.	10/120
--------	--------------	---	--------

5-2400 MHz

141006	RI 2	2 outputs Class A splitter. Frequency range: 5-2400 MHz. Insertion loss: 3,8dB (862 MHz) / 4,9dB (2400 MHz). All ports DC pass. All connects in one side. Compatible with PMM (outdoor installation)	10/120
--------	-------------	--	--------

141001	RF 12	2 outputs Class A splitter. Frequency range: 5-2400 MHz. Insertion loss: 3,8dB (862 MHz) / 4,9dB (2400 MHz). All ports DC pass.	10/120
--------	--------------	---	--------

141002	RF 13	3 outputs Class A splitter. Frequency range: 5-2400 MHz. Insertion loss: 7dB (862 MHz) / 9,5dB (2400 MHz). All ports DC pass.	10/120
--------	--------------	---	--------

141003	RF 14	4 outputs Class A splitter. Frequency range: 5-2400 MHz. Insertion loss: 8,1dB (862 MHz) / 10dB (2400 MHz). All ports DC pass.	10/120
--------	--------------	--	--------

141004	RF 16	6 outputs Class A splitter. Frequency range: 5-2400 MHz. Insertion loss: 11dB (862 MHz) / 14,5dB (2400 MHz). All ports DC pass.	5/60
--------	--------------	---	------

141005	RF 18	8 outputs Class A splitter. Frequency range: 5-2400 MHz. Insertion loss: 12dB (862 MHz) / 15,5dB (2400 MHz). All ports DC pass.	5/60
--------	--------------	---	------



RI 2



RF 12 / RT 12



RF 13



RF 16

CLASS A TAPS



DF 212

142001 **DF 212** 2 outputs Class A tap. Frequency range: 5–2400 MHz. Tap loss: 12 dB. Insertion loss: 2.2 dB (862 MHz) / 3.5 dB (2400 MHz). DC pass on trunk line. 10/120



DF 412

142002 **DF 216** 2 outputs Class A tap. Frequency range: 5–2400 MHz. Tap loss: 16 dB. Insertion loss: 1.6 dB (862 MHz) / 2.6 dB (2400 MHz). DC pass on trunk line. 10/120

142003 **DF 220** 2 outputs Class A tap. Frequency range: 5–2400 MHz. Tap loss: 20 dB. Insertion loss: 1.1 dB (862 MHz) / 2.6 dB (2400 MHz). DC pass on trunk line. 10/120

142004 **DF 224** 2 outputs Class A tap. Frequency range: 5–2400 MHz. Tap loss: 24 dB. Insertion loss: 1.0 dB (862 MHz) / 2.3 dB (2400 MHz). DC pass on trunk line. 10/120

142005 **DF 412** 4 outputs Class A tap. Frequency range: 5–2400 MHz. Tap loss: 12 dB. Insertion loss: 3.2 dB (862 MHz) / 4.5 dB (2400 MHz). DC pass on trunk line. 10/120



DF 420

142006 **DF 416** 4 outputs Class A tap. Frequency range: 5–2400 MHz. Tap loss: 16 dB. Insertion loss: 1.8 dB (862 MHz) / 3.5 dB (2400 MHz). DC pass on trunk line. 10/120

142007 **DF 420** 4 outputs Class A tap. Frequency range: 5–2400 MHz. Tap loss: 20 dB. Insertion loss: 1.5 dB (862 MHz) / 2.1 dB (2400 MHz). DC pass on trunk line. 10/120

142008 **DF 424** 4 outputs Class A tap. Frequency range: 5–2400 MHz. Tap loss: 24 dB. Insertion loss: 1.3 dB (862 MHz) / 2.0 dB (2400 MHz). DC pass on trunk line. 10/120



DF 816

142009 **DF 816** 8 outputs Class A tap. Frequency range: 5–2400 MHz. Tap loss: 16 dB. Insertion loss: 3.8 dB (862 MHz) / 4.9 dB (2400 MHz). DC pass on trunk line. 5/60

142010 **DF 820** 8 outputs Class A tap. Frequency range: 5–2400 MHz. Tap loss: 20 dB. Insertion loss: 1.9 dB (862 MHz) / 3.2 dB (2400 MHz). DC pass on trunk line. 5/60

142011 **DF 824** 8 outputs Class A tap. Frequency range: 5–2400 MHz. Tap loss: 24 dB. Insertion loss: 1.4 dB (862 MHz) / 2.1 dB (2400 MHz). DC pass on trunk line. 5/60



PAU 4

CLASS A PAUs


143001 **PAU 4** PAU-splitter 4-way. Frequency range: 5–2400 MHz. Insertion loss: 8.1 dB (862 MHz) / 10.0 dB (2400 MHz). DC pass. Class A. 10/120

143003 **PAU 6** PAU-splitter 6-way. Frequency range: 5–2400 MHz. Insertion loss: 10.5 dB (862 MHz) / 14.5 dB (2400 MHz). DC pass. Class A. 5/60

143002 **PAU 8** PAU-splitter 8-way. Frequency range: 5–2400 MHz. Insertion loss: 12.5 dB (862 MHz) / 16.5 dB (2400 MHz). DC pass. Class A. 5/60




PAU 8




TF D



TF DW



TF DI



TF DIW-100



SSB



MTB 3

WALL-SOCKETS

TV-SAT FILTER DERIVATION TERMINAL

145001	TF D	Wall-socket for end of derivation with brackets. TV-RD / SAT with 2 IEC connectors. Frequency: TV-RD / SAT with SAT current pass. Tap loss: <1dB (TV-RD) / <1.5dB (SAT). Cable fixing by screw on plastic	10/100
145002	TF DW	Wall-socket for end of derivation without brackets. TV-RD / SAT with 2 IEC connectors. Frequency: TV-RD / SAT with SAT current pass. Tap loss: <1dB (TV-RD) / <1.5dB (SAT). Cable fixing by screw on plastic	10/100

FINAL OF DERIVATION 1GHz

145021	TF 1G	Wall socket for end of derivation with clamps, DATA-TV. Frequency: DATA (5-65 MHz) / FM (88-108 MHz) / TV (120-1000 MHz). Tap attenuation: <1dB (DATA) / <1.5dB (TV). Cable conductor fixation by quick insertion. Class A.	10/100
--------	--------------	---	--------

FINAL OF DERIVATION WITH TV-SAT FILTER AND QUICK INSERTION

145006	TF DI	Wall-socket for end of derivation with brackets. TV-RD / SAT with 2 IEC connectors. Frequency: TV-RD / SAT with SAT current pass. Tap loss: <1dB (TV-RD) / <1.5dB (SAT). Cable fixing by quick insertion	10/100
145007	TF DIW	Wall-socket for end of derivation without brackets. TV-RD / SAT with 2 IEC connectors. Frequency: TV-RD with SAT current pass. Tap loss: <1dB (TV-RD) / <1.5dB (SAT). Cable fixing by quick insertion	10/100
145009	TF DIW-100	Wall socket for end of derivation without clamps, TV-RD / SAT with 2 IEC connectors. Frequency: TV-RD / SAT with SAT current pass. Tap attenuation: <1dB (TV-RD) / <1.5dB (SAT). Cable conductor fixation by quick insertion.	100

CASCADEABLE LOW-LOSS TV-SAT FILTER COMPATIBLE WITH TU SERIES

145008	TCI-5	Intermediate wall socket with claws. TV-RD / SAT with 2 IEC connectors. Frequency range: TV-RD (5-862 MHz) / SAT (950-2400 MHz) with SAT current pass. Tap loss: <5 dB (TV-RD) / <6 dB (SAT). Through loss: <5.5 dB. Cable fastening by quick insertion.	10/100
--------	--------------	--	--------

UNIVERSAL CASCADEABLE TV-SAT / TV-SAT

145003	TU F4	Wall socket for cascade termination with claws. With 2 universal IEC connectors TV-RD-SAT. Frequency range: 5-2400 MHz. Tap loss: <3 dB (TV-RD) / <4 dB (SAT). Cable fastening by screw on plastic base.	10/100
145004	TU C10	Intermediate wall socket for cascade installation with claws. With 2 universal IEC connectors TV-RD-SAT. Frequency range: 5-2400 MHz. Tap loss: 10 dB (TV-RD) / 12 dB (SAT). Through loss: <2.9 dB (TV-RD) / <3.2 dB (SAT). DC pass. Cable fastening by screw on plastic base.	10/100
145005	TU C15	Intermediate wall socket for cascade installation with claws. With 2 universal IEC connectors TV-RD-SAT. Frequency range: 5-2400 MHz. Tap loss: 13 dB (TV-RD) / 15 dB (SAT). Through loss: <2.9 dB (TV-RD) / <3.2 dB (SAT). DC pass. Cable fastening by screw on plastic base.	10/100

SOCKET ACCESSORIES

144003	MTB	Decorative frame for socket with 2 connectors. White	20/200
144004	SSB	Supplement for surface mounting. White	10/100
144008	MTB 3	Decorative frame for socket with 3 connectors. White	20/200



Ek ROLLER+



Access the demonstration video of the Ek ROLLER



Ek ROLLER

CLASS A

E_{ca}

CCR 596-150



Ek ROLLER

CLASS A

F_{ca/PE}

CCR 128 N



Ek ROLLER

CLASS A

F_{ca/PE}

CCR 11T



Ek ROLLER

CLASS A

D_{ca}

CCR 96D

CCR 96D-250



EK ROLLER REEL HANDLE

EK ROLLER COAXIAL CABLES

EK ROLLER

151062	EK ROLLER+	Cable unroller / roller device for coaxial cable compatible with Ek roller. With weight stabilizer accessory	1
--------	-------------------	--	---

EK ROLLER + PATENT PENDING

Ek Roller is a new concept of cable dispenser patented by EK that presents unique advantages in the market. Its low weight and size allows it to be stored in the toolbox and it makes it very easy to use in any situation and environment. Thanks to its robust steel structure, supports both light reels of less than 1kg and reels of more than 30kg

- ✓ The quick fixing system to the reel allows an easy and toolless swap in just two seconds
- ✓ Once fixed, it is automatically integrated into the exclusive EK reel with handle, which makes it even easier to use and portable
- ✓ EK Roller allows not only the unwinding of cable by simply pulling it, but also makes it easy the tedious task of winding the excess cable at the end of the installation
- ✓ The EK reels compatible with EK Roller also consist of an innovative system that prevents the excess cable from becoming entangled and guarantees a fluid unwinding of the same
- ✓ It includes an accessory that adds weight to optimize the rotation of light or low-cable coils. It is optimized for the PFR and PCR range of PAUs, and can also be used with other compatible light reels for Ek Roller.



EK ROLLER + COIL UNWINDING

CCS Conductor - AL Foil and Braid for SMATV EK ROLLER

151048	CCR 596-150	Coaxial cable with a diameter of 5.0mm. 96 wires. CCS 0.8mm conductor. 90dB/class A shielding. Attenuation: 25.2dB (862MHz) / 39.9dB (2150MHz). White PVC cover. CPR Eca. 150m cardboard reel for Ek ROLLER	600 10.800 21.600
151070	CCR 128D	Coaxial cable with a diameter of 6.9 mm. 128 wires. CCS conductor 1.13mm. Shielding 90dB/class A. Attenuation: 17.5dB (862MHz) / 28.5dB (2150MHz). White PVC jacket. CPR Dca. 100m cardboard reel for Ek ROLLER	400 7200 14400
151052	CCR 128 N	Coaxial cable with a diameter of 6.8 mm. 128 wires. CCS conductor 1.13 mm. Shielding 90 dB/class A. Attenuation: 17.5 dB (862 MHz) / 28.5 dB (2150 MHz). Black PE jacket. 100 m cardboard reel for Ek ROLLER	400 7200 14400

TRI-SHIELD / CCS CONDUCTOR - AL FOIL AND BRAID FOR CATV EK ROLLER

151054	CCR 11T	Trishield coaxial cable, 10.16 mm diameter. 128 wires. Inner conductor: CCS conductor 1.63 mm. Shielding: 110 dB / Class A+. Attenuation: 11.9 dB (862 MHz) / 19.8 dB (2150 MHz). Black PE jacket. 300 m wooden reel for EK ROLLER.	300 7200
--------	----------------	---	-------------

CU CONDUCTOR - CCA FOIL AND BRAID / CPR DCA FOR EK ROLLER

151049	CCR 596 CU-150	Coaxial cable with a diameter of 5.0 mm. 96 wires. CU conductor 0.8 mm. Shielding 90 dB/class A. Attenuation: 25.2 dB (862 MHz) / 39.9 dB (2150 MHz). White PVC jacket. CPR Dca. 150 m cardboard reel for Ek ROLLER	600 10.800 21.600
--------	-----------------------	---	-------------------------

CU CONDUCTOR - CU FOIL AND CCA BRAID / CPR DCA FOR EK ROLLER

151039	CCR 96D	Coaxial cable with a diameter of 6.8 mm. 96 wires. CU 1.02mm conductor. 85dB / class A shielding. Attenuation: 17.9dB (862MHz) / 29.6dB (2150MHz). White LSZH jacket. CPR Dca. 100m cardboard reel for Ek ROLLER	400 7200 14400
151040	CCR 96D-250	Coaxial cable with a diameter of 6.8 mm. 96 wires. CU conductor 1.02 mm. Shielding 85 dB / class A. Attenuation: 17.9 dB (862 MHz) / 29.6 dB (2150 MHz). White LSZH jacket. CPR Dca. 250 m wooden reel for Ek ROLLER	250 9.000 18.000
151041	CCR 96N	Coaxial cable with a diameter of 6.8 mm. 96 wires. CU conductor 1.02 mm. Shielding 85 dB / class A. Attenuation: 17.9 dB (862 MHz) / 29.6 dB (2150 MHz). Black PE jacket. 100 m cardboard reel for Ek ROLLER	400 7200 14400
151057	CCR 96N-250	Coaxial cable with a diameter of 6.8 mm. 96 wires. CU conductor 1.02 mm. Shielding 85 dB / class A. Attenuation: 17.9 dB (862 MHz) / 29.6 dB (2150 MHz). Black PE jacket. 250 m wooden reel for Ek ROLLER	250 9.000 18.000
151042	CCR 96+D	Coaxial cable with a diameter of 6.8 mm. 96 wires. CU conductor 1.13 mm. Shielding 85 dB / class A. Attenuation: 17.4 dB (862 MHz) / 28.9 dB (2150 MHz). White LSZH jacket. CPR Dca. 100 m cardboard reel for Ek ROLLER	400 7200 14400

Ek ROLLER



CLASS A

D_{ca}

CCR 96G+D

CCR 96G+D 250

Ek ROLLER



CLASS A

F_{ca/PE}

CCR 96N+

CCR 96N+ 250

Ek ROLLER



CLASS A

D_{ca}

CCR 11 CU

CCR 11 CUD

PUBLIC ACCESS

Ek ROLLER

N



CLASS A

C_{ca}

CCR 96+ C

CCR 11 CU C

PATENTED DESIGN



CFR 5 EK

PATENTED DESIGN



CFR 6 EK

151044	CCR 96+D-250	Coaxial cable with a diameter of 6.8 mm. 96 wires. CU conductor 1.13 mm. Shielding 85 dB / class A. Attenuation: 17.4 dB (862 MHz) / 28.9 dB (2150 MHz). White LSZH jacket. CPR Dca. 250 m wooden reel for Ek ROLLER	250 9.000 18.000
151043	CCR 96G+D	Coaxial cable with a diameter of 6.8 mm. 96 wires. CU conductor 1.13mm. Shielding 85dB / class A. Attenuation: 17.4dB (862MHz) / 28.9dB (2150MHz). Gray LSZH jacket. CPR Dca. 100m cardboard reel for Ek ROLLER	400 7200 14400
151045	CCR 96G+D-250	Coaxial cable with a diameter of 6.8 mm. 96 wires. CU conductor 1.13 mm. Shielding 85 dB / class A. Attenuation: 17.4 dB (862 MHz) / 28.9 dB (2150 MHz). Gray LSZH jacket. CPR Dca. 250 m wooden reel for Ek ROLLER	250 9.000 18.000
151046	CCR 96N+	Coaxial cable with a diameter of 6.8 mm. 96 wires. CU conductor 1.13 mm. Shielding 85 dB / class A. Attenuation: 17.4 dB (862 MHz) / 28.9 dB (2150 MHz). Black PE jacket. 100 m cardboard reel for Ek ROLLER	400 7200 14400
151058	CCR 96N+ 250	Coaxial cable with a diameter of 6.8 mm. 96 wires. CU conductor 1.13 mm. Shielding 85 dB / class A. Attenuation: 17.4 dB (862 MHz) / 28.9 dB (2150 MHz). Black PE jacket. 250 m wooden reel for Ek ROLLER	250 9.000 18.000
151055	CCR 11 CU	Coaxial cable with a diameter of 10.03 mm. 128 wires. CU conductor 1.63 mm. Shielding 90 dB / class A. Attenuation: 11.9 dB (862 MHz) / 19.8 dB (2150 MHz). Black PE jacket. 300 m wooden reel for Ek ROLLER	300 7200
151056	CCR 11 CU D	Coaxial cable with a diameter of 10.03 mm. 128 wires. CU conductor 1.63 mm. Shielding 90 dB / class A. Attenuation: 11.9 dB (862 MHz) / 19.8 dB (2150 MHz). White LSZH jacket. CPR Dca. 300 m wooden reel for Ek ROLLER	300 7200

CPR Dca

151051	CCR 112P-D-250	Coaxial cable with a diameter of 6.8 mm. 112 wires. CCS conductor 1.02 mm. Shielding 90 dB/class A. Attenuation: 17.9 dB (862 MHz) / 29.6 dB (2150 MHz). Foil bonded to the dielectric. White LSZH jacket. CPR Dca. 250 m wooden reel for Ek ROLLER	250 9.000 18.000
--------	-----------------------	---	------------------------

PUBLIC ACCESS: CU CONDUCTOR, CU-PE FOIL AND CCA BRAID / CPR CCA EK ROLLER

*Availability: **November 2025**


151071	N CCR 96+ C*	Coaxial cable with a diameter of 6.8mm. 96 wires. CU conductor 1.13mm. Shielding 85dB / class A. Attenuation: 17.4dB (862MHz) / 28.9dB (2150MHz). White LSZH jacket. CPR Cca. 100m cardboard reel for Ek ROLLER	400 7200 14400
151072	N CCR 11 CU C*	Coaxial cable with a diameter of 10.03 mm. 128 wires. CU conductor 1.63 mm. Shielding 90 dB / class A. Attenuation: 11.9 dB (862 MHz) / 19.8 dB (2150 MHz). White LSZH jacket. CPR Cca. 300 m wooden reel for Ek ROLLER	300 7200

CONNECTORS AND ACCESSORIES

TWIST-ON F CONNECTORS WITH WINGS

162017	CFR 5 EK	Twist-on with wings F-connector male for 4,8-5,2 mm cable, with O-ring	50/2000
162015	CFR 6 EK	Twist-on with wings F-connector male for 6,6-7,3 mm cable, with O-ring	50/2000
162020	CFR 6 EK-B	Twist-on with wings F-connector male for 6,6-7,3mm cable, with O-ring. Plastic bottle packaging	100/2000

Discover the advantages of the patented CFR 5 EK and CFR 6 EK connectors





EKEY



Ek DRIVER



FUNDA EK DRIVER



Access the demonstration video of the Ekey and Ek DRIVER



CFR 11



CCP 6

CCP 11



C95M EK



C95H EK

ACCESSORIES FOR TWIST-ON F-TYPE CONNECTORS WITH WINGS

167005	EKEY	Special key for CFR EK connectors. Standalone use or compatible with EK DRIVER	1/25
167006	EK DRIVER	Automatic screwdriver with bits and accessories. Contains EKEY	1/32

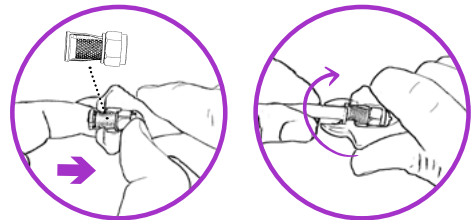
EKey is an exclusive EK tool, designed to make it even easier to assemble the patented CFR6EK and CFR5EK F-type connectors. EKey consists of an ergonomically designed handle that adapt to the installer's hand and allow a very easy assembly. But the most revolutionary feature of EKey is its compatibility with electric drills and screwdrivers. Among them the EKdriver, achieving a connector assembly practically instantaneous and without any effort. EKey allows a much greater threading force to be applied than in a conventional twist-on connector and makes it possible to assemble even on larger diameter cables such as trishield type (CC3S).

As an additional feature and perfect complement to help the installer, **EKey** is equipped with an 11mm fixed wrench for F connectors. Unlike metal wrenches that can damage equipment if excessive torque is applied, EKey is made of high-strength nylon and its elasticity gives it simple and effective torque control.

Ek driver is an electric screwdriver specially designed for use together with the EKey tool for F-type connectors assembly references CFR6EK and CFR5EK. Its ergonomic design and size are similar to a conventional screwdriver which makes it ideal for every installer to carry in their toolbox. It is compatible with standard hexagonal 6mm bits and it is supplied in a complete case with charger, bits set and an **EKey** key.

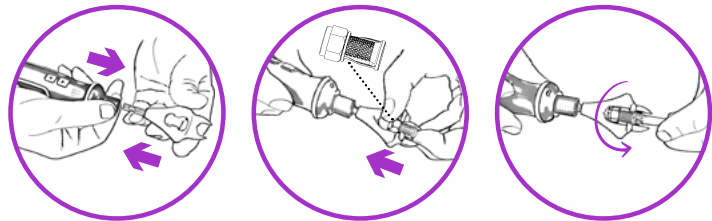
ASSEMBLING CFR 5 EK / CFR 6 EK CONNECTORS WITH EKEY

Ekey for manual assembly



Ekey with Ekdriver*

*Electric drills can be used at low speed



TWIST-ON F CONNECTORS

161006	CFR 11	F male twist-on connector with O-ring for 11 mm cable (CCR 11)	50/400
--------	---------------	--	--------

COMPRESSION F TYPE

168001	CCP 6	Compression F male connector for 7 mm cable. Compatible with CCR 96, CCR 128 and CCR 3S cables	250/1000
168002	CCP 11	Compression F male connector for 11 mm cable. Compatible with CCR 11 cable	50/400

IEC TYPE CLASS A++

162018	C95M EK	9,5mm male angled IEC connector for 6,6-6,9mm cable (CC 128 / CC 3S). Quick push-fit connection. First angled metal connector on the market manufactured from a single block of zamak. Design patented by EK, featuring Class A++ shielding	25/1000
162019	C95H EK	9,5mm female IEC connector, angled, for 6,6-6,9mm cable. (CC 128 / CC 3S). Quick push-fit connection. First angled metal connector on the market made from a single block of zamak. Design patented by EK, featuring Class A++ shielding	25/1000
162012	C 95 M49	9,5mm male angled IEC connector for 4,7-5,1mm cable. (CC 596). Quick push-fit connection. First angled metal connector on the market made from a single block of zamak. Design patented by EK, featuring Class A++ shielding.	25/1000
162013	C 95 H49	9,5mm female angled IEC connector for 4,7-5,1mm cable. (CC 596). Quick push-fit connection. First angled metal connector on the market made from a single block of zamak. Design patented by EK, providing Class A++ shielding.	25/1000



C 95 M49 · C 95 H49



C 95P-M

C 95P-H



CF 2150

CF 2150 A



AFF

AFI



AFI 90

RFF



PTV

01
Patented design

02
Simple, fast and safe assembly, without tools

03
Class A++ Shielding (105dB)

04
High immunity to 4G/5G interferences

05
Cable conductor fixing by clamp

06
High resistance and durability

IEC TYPE BASIC

162008	C 95P-M	9,5mm male angled IEC connector for 6.6-7.0mm cable. (CC 112 / CC 96 / CC3S). Screw connection	25/250
162009	C 95P-H	9,5 mm female angled IEC connector for 6.6-7.0 mm cable. (CC 112 / CC 96 / CC3S). Screw connection.	25/250

QUICK-F ANGLE TYPE

161002	CF 90	Class A male F connector for 6.9-7.3 mm cable. (CC 128 / CC 3S). Quick push-fit connection	36/432
161009	CF 90 - 6	Class A angled male F connector for 6.6-6.9 mm cable. (CC 112 / CC 96 / CC 128). Quick push-in connection	36/432

F TYPE LOADS

163001	CF 2150	75 Ohm F terminal load	25/200
163002	CF 2150 A	Insulated 75 Ohm F terminal load	25/200

ADAPTERS

165001	AFF	F female/F female adapter	25/250
165006	FFQ	Quick female F/male F adapter	25/250
165002	AFI	F female/IEC male adapter	25/200
165012	AFI H	F female / IEC female adapter	25/200
165005	AFI 90	F female / IEC male angled adapter	25/200
165007	IEC MM	IEC male/IEC male adapter	25/250
165008	IEC HH	IEC female/IEC female adapter	25/250
166001	RFF	2-output plug-in splitter	10/400

ATTENUATOR

164002	ATS	Variable attenuator with F-connector. Frequency: 45-2300MHz. Attenuation: 0-20dB. With DC pass	1/30
--------	------------	--	------

IEC CABLES

169001	PTV	IEC male to IEC female extension cable. Class A. 1.5meters.	1/200
--------	------------	---	-------

TOOLS

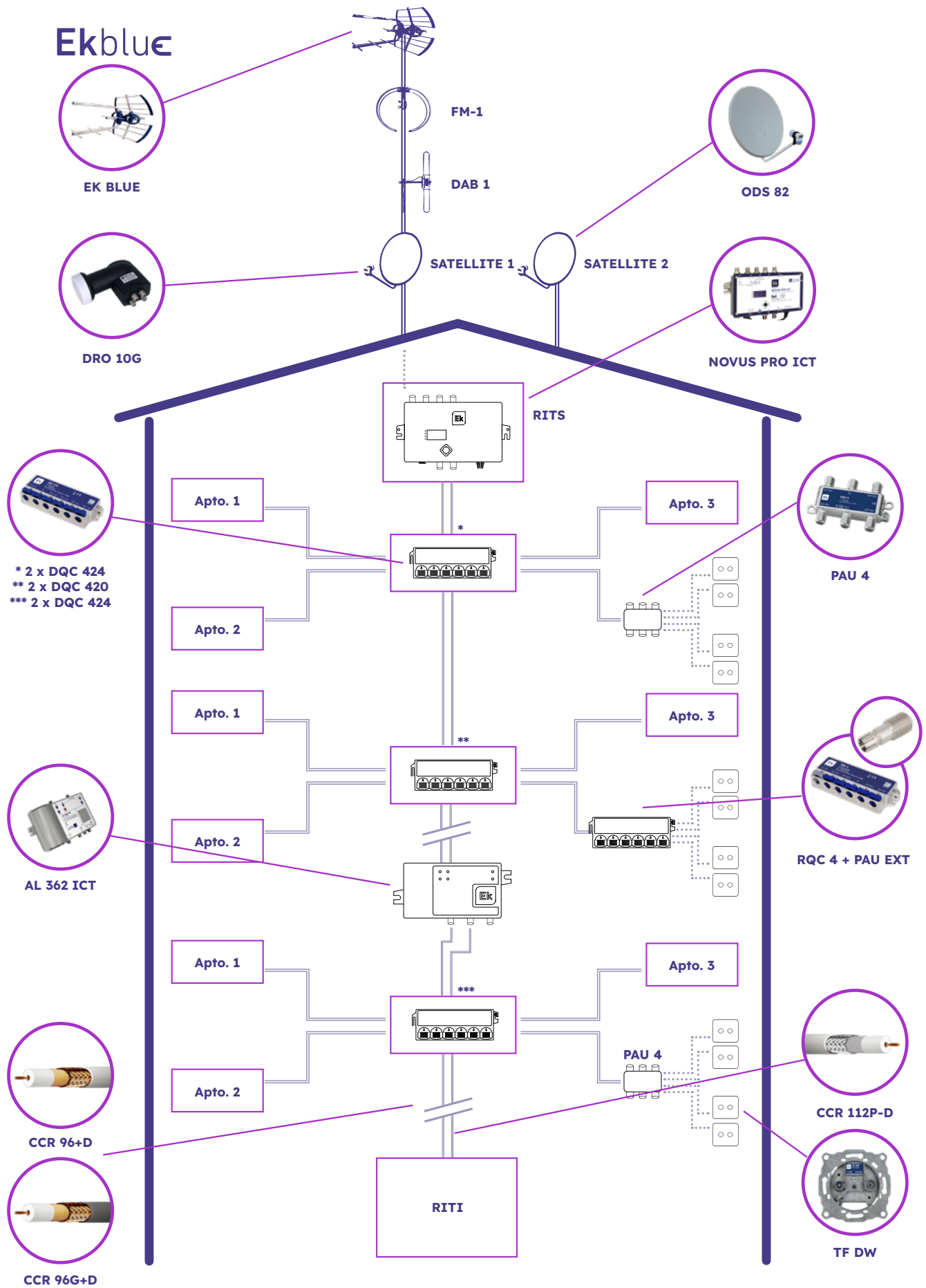
167001	PCA	Wire stripper for coaxial cables.	1/25
167007	PCA 4QC	Cable stripping tool compatible with QuiCoax	1
167004	PC QC	Two-step cable stripping tool for QuiCoax	1/50
167002	MCP 511	Compression pliers for CCP 6 and CCP 11	1/10
167003	HT 3	Compression connector assembly and cutting tool	1/25
210005	LCF	Plastic wrench for F connector	1/50

IEC CLASS A++ CONNECTORS EXCEEDING YOUR EXPECTATIONS

EK introduces the first 90° metal connector on the market made of a single zamak block. This range of right-angled IEC 9.5mm connectors are manufactured in a single piece without openings and with continuous shielding. This patented design by EK gives them the highest shielding on the market (Class A++).



EXAMPLE OF SMATV INSTALLATION



02

EKSELANS / ADALTRA

FIBER AND DATA



TRANSMITTERS, EDFAS, RECEIVERS, AND OPTICAL SPLITTERS

See complete range in FAMILY 06 CATV / HFC TRANSMISSION - OPTICAL RECEPTION **pag 53**

CABINETS AND ACCESSORIES

MULTI OPERATOR FIBER CABINET - RITI

396012	RP FO	Two-zone cabinet for 48 SC/APC adapters. 2 trays for a maximum of 48 splices. 2 doors with independent keys	1/4
396016	ARP	Plate with 16 SC/APC adapters mounted for RP FO	1/50

BASTIDORES Y RACKS PARA REGISTRO PRINCIPAL - RITI *

396013	E R6UD	Rack mural de 19" 6U. 370 x 600 x 450mm desmontado	1
396014	E R9UD	Rack mural de 19" 9U. 500 x 600 x 450mm desmontado	1

See the complete OPENETICS range on page 135

BANDEJAS EXTRAÍBLES PARA FIBRA-RITI *

361012	BF 24 C	Removable 24-port tray with 24 SC/APC Simplex adapters with dust caps. Adapters mounted. 1U	1/5
361013	BF 48 C	Removable 48-port tray with 24 SC/APC Duplex adapters with dust caps. Adapters mounted. 1U	1/5
361018	BF 24 E	Removable tray with 24 ports and 24 mounted SC/APC simplex adapters. Fiber identifier. Dust cap. 1U	1/5
361019	BF 48 E	Removable 48-port tray with 24 SC/APC duplex adapters. Fiber identifier. Dust cap. 1U	1/5

See the complete OPENETICS range on page 135

PATCH PANELS AND KEYSTONE JACKS*

05619	N 05619	Empty 19" 1 U 24-port UTP/STP slim patch panel with label holder	1/10
393022	KJ C6 HQ	Keystone jack / CAT6 UTP female connector, tool-free, butterfly type.	1/100
5847	5847*	RJ45 Cat.6 UTP keystone connector, 90°/180° slim, white. <i>Compatible with tools Ref. 22193 and 22194.</i>	25
5825	5825	RJ45 Cat.6 UTP keystone connector, 180° slim tool-less, white.	25
5826	5826	RJ45 Cat.6 UTP keystone connector, 180° slim tool-less, black.	25
393016	E SC KJ M	SC/APC adapter with dust cap mounted on adapter for data patch panel	50/1000
51510	51510	SC/APC adapter with dust cap, mounted on data patch panel adapter	50/1000
393011	E FF KJ	Bracket with FF adapter for data patch panel	25

See the complete OPENETICS range on page 100


DISTRIBUTION BOX

*Availability: **December 2025**

361031	RS 4	Fiber distribution box 4 connectorized or fused fibers. SC/APC adapters not included	1/10
361032	RS 8-12	Fiber distribution box 8 connectorized / 12 fused fibers. SC/APC adapters not included	1/10
361041	RS 24-12	Fiber distribution box 4 connectorized or fused fibers. SC/APC adapters not included	1/20
361042	ARS 12	Fiber distribution box 8 connectorized / 12 fused fibers. SC/APC adapters not included	1/20
396023	RP FO P	Two-zone plastic cabinet for 48 SC/APC adapters. 4 trays for a maximum of 48 splices. 2 doors	1/6
7645	N 7645*	Network termination cabinet, 60 x 50 x 8 cm. With hinged door system.	1
7630	N 7630*	Secondary cabinet, 45 x 45 x 15 cm. With hinged door system.	1
7644	N 7644*	Secondary cabinet, 70 x 50 x 15 cm. With hinged door system.	1
7671	N 7671*	Secondary cabinet, 55 x 100 x 15 cm. With hinged door system.	1



RP FO



ARP



BF 48 C



Highly robust removable rack tray



05619



KJ C6 HQ



SC KJ M



FF KJ



RS 8-12



7630

PAUS - KITS PIGTAIL / PATCH CORD COMPATIBLES EK ROLLER



RS 24-12



RP FO P



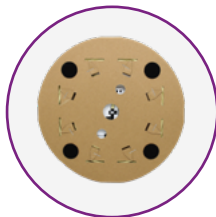
Access the EK ROLLER demo video



Ek ROLLER +



Cardboard reel with EK ROLLER+ system



Mounting System for Ek ROLLER+



Ek ROLLER+ with a special accessory for easy unwinding

EK ROLLER

151062	EK ROLLER+	Cable unroller / roller device for coaxial cable compatible with Ek roller. With weight stabilizer accessory	1
--------	-------------------	--	---

Ek ROLLER + PATENT PENDING

Ek Roller is a new concept of cable dispenser patented by EK that presents unique advantages in the market. Its low weight and size allows it to be stored in the toolbox and it makes it very easy to use in any situation and environment. Allows the rotation of fiber optic distribution kit boxes, facilitating their unwinding. Thanks to its robust steel structure, supports both light reels of less than 1kg and reels of more than 30kg


- ✓ The quick fixing system to the fiber optic distribution kit boxes allows an easy and toolless swap in just two seconds
- ✓ EK Roller allows not only the unwinding of cable by simply pulling it, but also makes it easy the tedious task of winding the excess cable at the end of the installation
- ✓ The EK reels compatible with EK Roller also consist of an innovative system that prevents the excess cable from becoming entangled and guarantees a fluid unwinding of the same
- ✓ It includes an accessory that adds weight to optimize the rotation of light or low-cable coils. It is optimized for the PFR and PCR range of PAUs, and can also be used with other compatible light reels for Ek Roller.

PIGTAIL KITS EK ROLLER - CPR DCA

361111	PFR 10DT	Fiber optic PAU with 2 dust-proof SC/APC adapters and 10m 2-fiber pigtail with pull system. CPR Dca	1/16
361112	PFR 15DT	Fiber optic PAU with 2 dust-proof SC/APC adapters and 15m 2-fiber pigtail with traction system. CPR Dca	1/16
361113	PFR 20DT	Fiber optic PAU with 2 dust-proof SC/APC adapters and 20m 2-fiber pigtail with traction system. CPR Dca	1/16
361114	PFR 25DT	Fiber optic PAU with 2 dust-proof SC/APC adapters and 2-fiber pigtail 25m with traction system. CPR Dca	1/16
361115	PFR 30DT	Fiber optic PAU with 2 dust-proof SC/APC adapters and 2-fiber pigtail 30m with traction system. CPR Dca	1/16
361116	PFR 50DT	Fiber optic PAU with 2 dust-proof SC/APC adapters and 2-fiber pigtail 50m with traction system. CPR Dca	1/16
361117	PFR 70DT	Fiber optic PAU with 2 dust-proof SC/APC adapters and 2-fiber pigtail 70m with traction system. CPR Dca	1/16
361129	PFR 100DT	Fiber optic PAU with 2 dust-proof SC/APC adapters and 2-fiber pigtail 100m with traction system. CPR Dca	1/16

PATCHCORD KITS EK ROLLER - CPR DCA

361118	PFR 20 DEK	Fiber optic PAU with 2 dust-proof SC/APC adapters and 20 m connectorized patch cord with 2 fibers and pull system. CPR Dca	1/16
361119	PFR 25 DEK	Fiber optic PAU with 2 dust-proof SC/APC adapters and 25 m connectorized patch cord with 2 fibers and traction system. CPR Dca	1/16
361120	PFR 30 DEK	Fiber optic PAU with 2 dust-proof SC/APC adapters and 2-fiber 30m connectorized patch cord with traction system. CPR Dca	1/16
361121	PFR 50 DEK	PAU fiber optic with 2 dust-proof SC/APC adapters and 2-fiber 50m connectorized patch cord with traction system. CPR Dca	1/16
361122	PFR 70 DEK	PAU fiber optic with 2 dust-proof SC/APC adapters and 2-fiber 70m connectorized patch cord with traction system. CPR Dca	1/16



PCR XX FEK



PC SA-200



RT 2 A PT



A SCAPC S



A SCAPC AD



MP 18



External mounting ears for greater installation comfort



SW8 P

PATCHCORD KITS WITH FLEXIBLE CONNECTORS EK ROLLER - CPR DCA

361126	PCR 12 FEK	G657.A2 3 mm patch cord with flexible SC/APC connectors. Length: 12 m. With pull system at one end. CPR Dca.	1/16
361127	PCR 18 FEK	G657-A2 3mm patch cord with flexible SC/APC connectors. Length 18 m. With pull system at one end	1/16
361128	PCR 24 FEK	G657-A2 3mm patch cord with flexible SC/APC connectors. Length 24 m. With pull system at one end	1/16
393016	E SC KJ M	SC/APC adapter with dust cap, mounted on adapter for data patch panel.	50/1000

See the complete OPENETICS range on page 132

3 mm Fiber patchcords

362002	OP PC SA 25	SM fiber patch cord 3mm with SC/APC connectors. Length 25cm	1/250
362001	OP PC SA 100	SM fiber patch cord 3mm with SC/APC connectors. Length 1m	1/250
362005	OP PC SA-200	3mm patch cord with flexible SC/APC connectors. Length 2 m	1/250

See the complete OPENETICS range on page 132

900 um FIBER PIGTAILS

362021	OP PT 150	SM fiber pigtail 0.9 mm with SC/APC connector. Length 1.5 m	25
--------	------------------	---	----

See the complete OPENETICS range on page 135

FIBER ROSSETTES, DATA, CABLES AND ACCESSORIES

TERMINAL BOX WITH PIGTAIL

361104	RT 2 A PT	Fiber terminal rosette with two SC/APC dust caps and 2 fusionable pigtails	1/80
--------	------------------	--	------

EMPTY ROSETTES AND FIBER ADAPTERS / BAT FIBER

361101	RT FO	Fiber terminal rosette for SC/APC adapters. Adapters not included. Compatible with universal flush-mounted registers	1/25
363001	OP A SCAPC S	SC/APC simplex adapter with mounting tabs	50/2000
363003	OP A SCAPC AD	Simplex SC/APC adapter with dust cover without fins	25/2000
363011	OP TP AD S	Plug for unused hole (in case of a single adapter) in RT FO / for telescopic tray front panel with SC connector.	100
366001	OP PFF 45	45mm heat-shrinkable protectors for splices. Bag of 50 units	1

TELEPHONY MULTIPLEXER AND SWITCH FOR PAU

*Availability: December 2025

399001	MP 18	Passive CAT6 telephony multiplexer 1 input - 8 outputs with removable cable. Includes removable RJ 11 / RJ 45 cable	1/16
334103	N SW8 P*	8-port 10/100/1000 Ethernet switch. Plastic housing	1/50

FIBER CONNECTOR

363021	CM SA	SC/APC mechanical connector for single-mode fiber	10/100
--------	--------------	---	--------

See the complete OPENETICS range on page 134



R C6



KJ C6 HQ



RJ 45 C6 · RJ45U C6A



H RJ45



HCC RJ45



49823



CLU 6 CUD

TERMINAL BOXES AND CONNECTORS

393021	OP R C6	Data terminal rosette with dust cover for female data connector (not included)	1/16
393022	KJ C6 HQ	Keystone jack / CAT6 UTP female connector without tool, wing nut type.	1/100
393003	OP RJ45 C6	RJ45 CAT6 UTP fast male connector	10/1000
393008	OP RJ 45U C6A	RJ45 CAT6A UTP fast male connector	10/1000
393004	OP C RJ45	White cap for male RJ45 connectors	10/250
393010	OP C RJ45 Y	Yellow cap for male RJ45 connectors	10/3000
393013	OP C RJ45 R	Red cap for male RJ45 connectors	10/3000
393014	OP C RJ45 B	Blue cap for RJ45 male connectors	10/3000
393015	OP C RJ45 G	Gray cap for RJ45 male connectors	10/3000

See the complete OPENETICS range on page 100

FIBER TOOLS

394001	OP H KJ	Insertion and cutting tool for Keystone KJ C6 / KJ C6A	1
394002	OP H RJ45	Crimping tool for RJ45 C6 connector	1
394003	OP HCC RJ45	Tool for quick RJ45 connectors	1/20

FIBER CABLE - CPR Dca*

49825	49825	24-fiber dielectric fiber optic cable, SM, multi-tube (2 fibers x 12 tubes) 900 µm LSZH Dca s2, d2, a2, gray jacket, G-657A2	1
49826	49826	48-fiber dielectric fiber optic cable, SM, multi-tube (2 fibers x 24 tubes) 900 µm LSZH Dca s2, d2, a2, gray jacket, G-657A2	1
360007	OP CFC	Cable or fiber cutting service	1
360015	OP CPF	Large wooden reel	1
360020	OP CPF 2	Small wooden reel	1

See the complete OPENETICS range on page 131

DIELECTRIC FIBER OPTIC CABLES [9/125 µm] WITH TIGHT BUFFER COATING

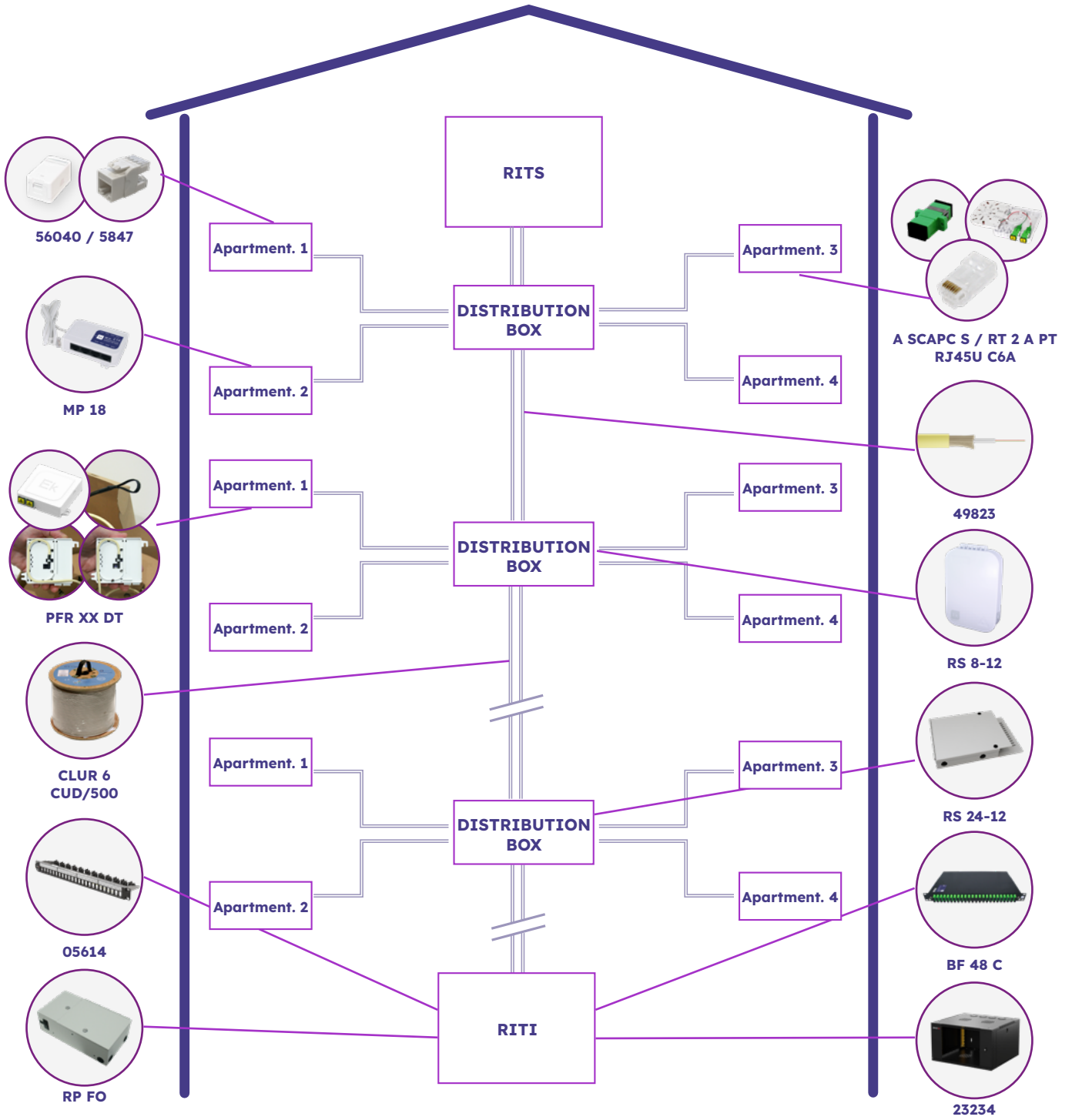
49823	49823	2-fiber tight-buffered dielectric fiber optic cable [9/125 µm], Dca, s2, d2, a1, yellow jacket, G-657A2 (505 m box)	505
49827	49827	2-fiber SM dielectric fiber optic cable, 900 µm, Fca, for outdoor use, black jacket, G-657A2 FR-LSZH-UV (505 m box)	505

LAN CABLE* CPR Dca PULL-BOX

390010	CLU 6 CUD	LAN cable Cat6 U / UTP CU white LSZH CPR Dca. 500m wooden drum for EK ROLLER	305 10.980 21.960
--------	------------------	--	-------------------------

See the complete OPENETICS range on page 98

EXAMPLE OF FIBER OPTIC INSTALLATION AND DATA



03

EKSELANS / ADALTRA

RECEIVERS, MODULATORS AND REMOTE CONTROL IR EXTENDERS





EK DR-2



EK TC DROID



EN 2HD-IP



EK PLAYER



MD HD EASY



MD HD EASY LOOP

ANDROID BOX

180032	EK DR-2	Android 4K/HD receiver, H264/H265, Wi-Fi 2.4/5GHz, 2 USB 2.0 ports, 1 HDMI connector, 1 AV connector, Bluetooth remote control	1/20
--------	----------------	--	------

DVB-T2 HD & UHD RECEIVER + ANDROID

180021	EK TC DROID	DVB-T/T2 HD H265 HEVC digital terrestrial television receiver + Android 4K/HD receiver, H264/H265, WiFi 2.4GHz. With universal remote control	1/20
--------	--------------------	---	------

ENCODER / STREAMER TWIN

284001	EN 2HD-IP	Streamer encoder with 2 HDMI inputs. IP multicast/HLS/RTMP output for local or public network (internet) online content. Up to 25 simultaneous users	1/18
--------	------------------	--	------

180036	EK PLAYER	STB for IP channels on TVs using EN 2HD IP solution	1
--------	------------------	---	---

EN 2 HD - IP + EK PLAYER

Optimized transmission of A/V content on public and private networks

- ✓ Digital signage
- ✓ Streaming and multimedia content distribution over IP
- ✓ Local and remote IPTV and WebTV environments
- ✓ Broadcast of locally created content (such as signage, announcements, or entertainment) to multiple network endpoints
- ✓ Flexibility and scalability in audiovisual distribution
- ✓ Applications in conference rooms, classrooms, meeting rooms, hotels, hospitals, care homes, and more.

See installation examples on page 42



HD DIGITAL MODULATORS

122008	MD HD EASY	HD digital encoder modulator HDMI to COFDM/QAM. 1 input HDMI up to 1080p. Output frequency: 170-230 MHz + 470-862 MHz. Output level (DIN 45004B): > 80 dBuV. RF mix input (5-862 MHz). USB for professional values programming	1/15
--------	-------------------	--	------

122011	MD HD EASY LOOP	HD digital encoder modulator HDMI to COFDM/QAM. 1 input HDMI + 1 HDMI LOOP up to 1080p. Output frequency: 170-230 MHz + 470-862 MHz. Output level (DIN 45004B): > 80 dBuV. RF mix input. USB for professional values programming	1/15
--------	------------------------	--	------



MD HD EASY RC



MD HD EASY TWIN



MD A



CHD



HDM 90F



IR W2

122014	MD HD EASY RC	Digital modulator to COFDM/QAM. 1 input + HDMI LOOP up to 1080p. Output frequencies: 170-230MHz + 470- 862MHz. Output level (DIN 45004B):> 80dBµV. RF mix input (5-862MHz). USB recorder / player. USB for programming professional parameters. IR transmitter 33-56 KHz (included). 80dB dynamic margin. 5Vdc selectable power supply for TRC	1/15
--------	----------------------	--	------

122013	MD HD EASY TWIN	HD digital encoder modulator HDMI to COFDM/QAM. 2 input HDMI up to 1080p. Output frequency: 170-230 MHz + 470-862 MHz. Output level (DIN 45004B): > 80 dBuV. RF mix input (5-862 MHz). USB for TS files record and play + USB for professional value programming	1/12
--------	------------------------	--	------

HD / 4K COMPATIBLE

122015	MD HD L4K	HD digital encoder modulator HDMI to COFDM/QAM/ISDB-T. 1 input HDMI + 1 HDMI LOOP 4K. Output frequency: 170-230 MHz + 470-862 MHz. Output level (DIN 45004B): > 80 dBuV. RF mix input (5-862MHz). USB for professional values programming	1/15
--------	------------------	---	------

059001	AMCD	Accessory for modulators mounting on DIN rail	1/1000
--------	-------------	---	--------

POWER SUPPLY

122009	FA MD	Replacement power supply for MD digital modulators 5Vdc/2A	1
--------	--------------	--	---

ANALOG MODULATOR

121001	MD A	Multi-standard indoor analog audio/video modulator. Output channels: E2-E4, E5-S20, C21-69. Output level (DIN 45004B): 90dBµV. RF mix input (5-862MHz)	10/60
--------	-------------	--	-------

CABLES AND ADAPTERS FOR MODULATORS

123001	CSR	Cable SCART IN / 3 x RCA 1,5 m	25/100
--------	------------	--------------------------------	--------

125001	CHD	1,5 m HDMI male - HDMI male V2.0 cable	6/120
--------	------------	--	-------

165010	HDM 90F	HDMI male - HDMI female 90° flat adaptor	10
--------	----------------	--	----

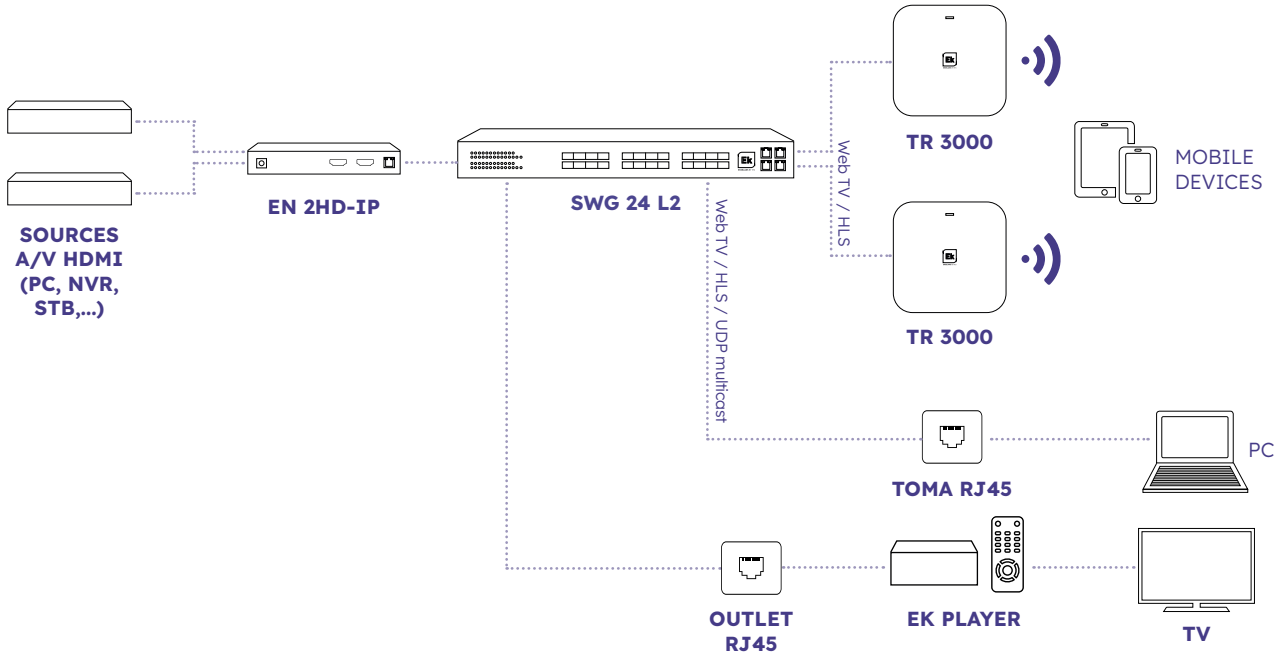
REMOTE CONTROL EXTENDERS

124008	IR-W2	Universal repeater (30-60KHz) for wireless remote control. Transmitter-receiver kit	1/10
--------	--------------	---	------

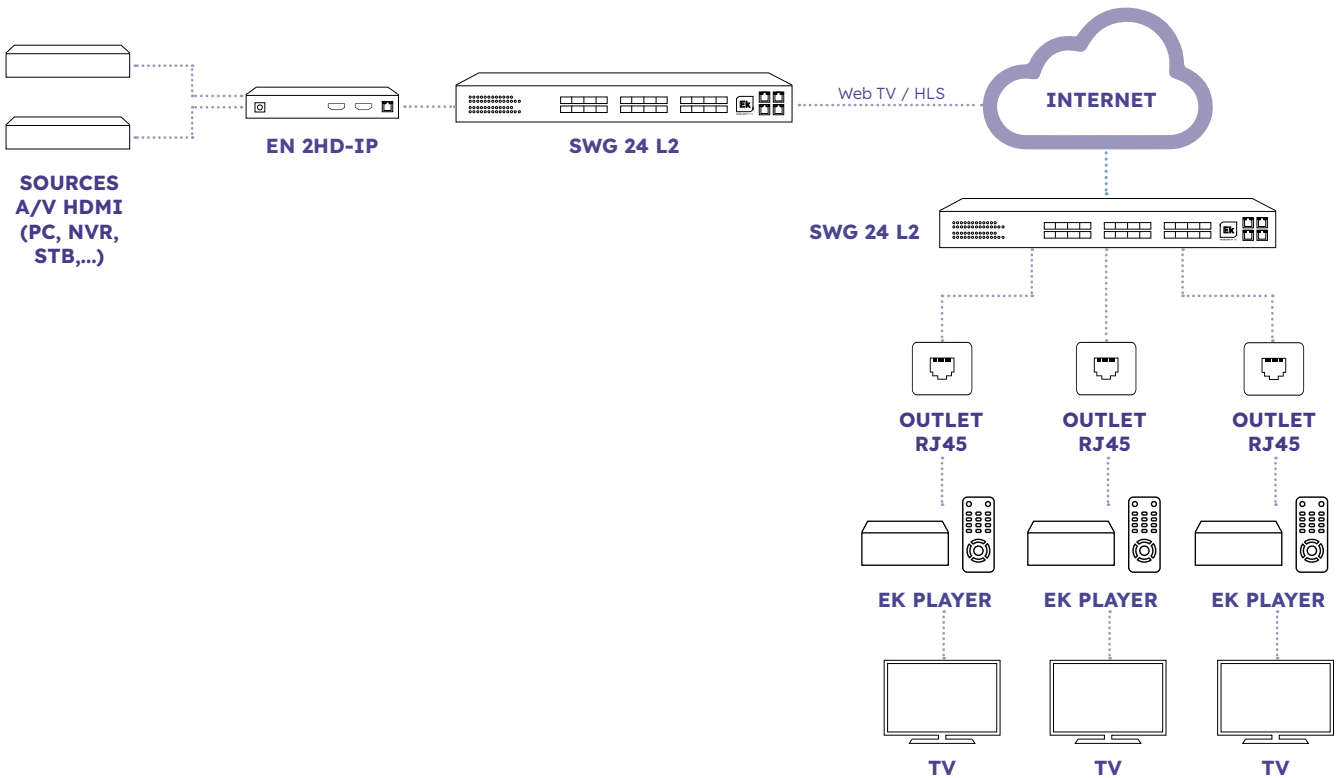
124009	IR-W2 EXT	Additional wireless transmitter	1/10
--------	------------------	---------------------------------	------

2HD-IP INSTALLATION DIAGRAMS FOR DIGITAL SIGNAGE SYSTEMS

Local network installation. Reception with EK PLAYER and mobile devices.



Installation for internet streaming. Streaming with EN 2HD-IP and reception with EK PLAYER.



04

EKSELANS / ADALTRA

MULTIFUNCTIONAL CM HEADEND / TRANSMODULATORS AND STREAMERS






CM COMPACT 8S4



CM COMPACT PLUS 8S4



CM COMPACT PLUS 8S8



KIT CM COMPACT AV 8



CM 8SH-TC

COMPACT HEADENDS

SATELLITE DVB-S MULTISTREAM TO DVB-T/C PROGRAMMABLE - HIGH POWER

085006	CM COMPACT 2S2	Transmodulator 2 inputs (2 tuners) DVB S-S2 + loop. COFDM-QAM output. Output level: 95dBμV. MER> 35dB. Intelligent remultiplexing of services. 2 RF output channels (flexibles). 13 / 18V, 22KHz and DiSEqC. Programming via PC. Power supply included	1
085001	CM COMPACT 8S4	Transmodulator 4 inputs (8 tuners) DVB S-S2 multistream. BISS compatible. COFDM-QAM output. Output level: 95dBμV. MER> 35dB. Intelligent remultiplexing of services. 4 RF output channels (adjacent). 13 / 18V, 22KHz and DiSEqC. Programming via PC. Power supply included	1
085002	CM COMPACT 8S8	Transmodulator 4 inputs (8 tuners) DVB S-S2 multistream. BISS compatible. COFDM-QAM output. Output level: 95dBμV. MER> 35dB. Intelligent remultiplexing of services. 8 RF output channels (4 + 4 adjacent). 13 / 18V, 22KHz and DiSEqC. Programming via PC. Power supply included	1
080010	CH 3 COMPACT	3-unit wall-mounted chassis, COMPACT series	1
080011	CH 2 COMPACT	Wall-mounted chassis 2 COMPACT series units with external mounting	1
080012	CHR COMPACT	6-unit COMPACT series rack chassis	1
085011	CM COMPACT PLUS 2S2	Transmodulator 2 inputs (2 tuners) DVB S-S2 + loop. COFDM-QAM output. Output level: 95dBμV. MER> 35dB. Intelligent remultiplexing of services. 2 RF output channels (flexibles). 13 / 18V, 22KHz and DiSEqC. Programming via PC. Modular power supply and amplifier with real 114dBμV per channel	1
085007	CM COMPACT PLUS 8S4	Transmodulator 4 inputs (8 tuners) DVB S-S2 multistream. BISS compatible. COFDM-QAM output. Output level: 95dBμV. MER> 35dB. Intelligent remultiplexing of services. 4 RF output channels (adjacent). 13 / 18V, 22KHz and DiSEqC. Programming via PC. Modular power supply and amplifier with real 112dBμV per channel	1
085008	CM COMPACT PLUS 8S8	Transmodulator 4 inputs (8 tuners) DVB S-S2 multistream. BISS compatible. COFDM-QAM output. Output level: 95dBμV. MER> 35dB. Intelligent remultiplexing of services. 8 RF output channels (4 + 4 adjacent). 13 / 18V, 22KHz and DiSEqC. Programming via PC. Modular power supply and amplifier with real 108dBμV per channel	1

DVB-T/T2 TO COFDM SD MPEG-2

085005	KIT CM COMPACT AV 8	Headend kit for converting 8 DVB-T/DVB-T2 - H264/H.265 programs to COFDM SD MPEG 2. 2 COFDM multiplexes at the output	1
--------	----------------------------	---	---

MULTIFUNCTIONAL HEADENDS

DVB-S/S2 + HDMI + USB TO DVB-T/C FLEXIBLE

082255	CM 8SH-TC	Transmodulator with 4 inputs for 8 DVB-S/S2/S2X multistream tuners. 13/18V, 22KHz, DiSEqC. Unicable (SATCR-DCSS). HDMI IN, USB player. Programmable COFDM/QAM output in 4 flexible channels. Output level: 95 dBuV. MER >35dB. Smart services remultiplexing. Programming from PC connected to power supply. Integrated remote management from FA 524 KEY power supply	1
--------	------------------	--	---

DVB-S/S2 + HDMI + USB TO DVB-T/C FLEXIBLE + IP

082257	CM 8SH-TC/IP	Transmodulator with 4 inputs for 8 DVB-S/S2 multistream tuners. 13/18V, 22KHz, DiSEqC. Unicable (SATCR-DCSS). HDMI IN, USB player. Simultaneous IP output + 4 flexible COFDM/programmable QAM output channels. Output level: 95 dBuV. MER > 35dB. Smart services remultiplexing. Up to 64 SPTS/MPTS output IP streams. Programming from PC connected to power supply. Integrated remote management from FA 524 KEY power supply	1
--------	---------------------	---	---

* 64 streams for a maximum of 64 services. Up to 300Mbps maximum

SAT INPUT + CI – PROGRAMMABLE DVB-T / DVB-C OUTPUT



CM 2S 2CI-2TC

082327 **CM 2S 2CI-2TC** Transmodulator with 2 inputs for 2 DVB S/S2 tuners + loop with dual Common Interface (2xCI). 13/18V, 22KHz, DiSEqC. COFDM/QAM output. Output level: 95dBuV. MER >35dB. Intelligent services remultiplexing. 2 RF output channels (flexibles). Programming from PC connected to power supply. Integrated remote management from FA 524 KEY power supply



CM 8S 4CI-4TC

082323 **CM 8S 2CI-4TC** Transmodulator with 4 inputs for 8 DVB tuners S/S2/S2X, with dual Common Interface (2xCI). 13/18V, 22KHz, DiSEqC, Unicable ((SATCR-DCSS). Multistream/BISS supported. COFDM-QAM output. Intelligent services remultiplexing. 4 RF output channels (adjacent). Programming from PC connected to power supply. Integrated remote management from FA 524 KEY power supply



CM 8S 4CI-4TC

082325 **CM 8S 4CI-4TC** Transmodulator with 4 inputs for 8 DVB tuners S/S2/S2X, with quad Common Interface (4 x CI). 13/18V, 22KHz, DiSEqC, Unicable ((SATCR-DCSS). Multistream /BISS supported. COFDM-QAM output. Intelligent services remultiplexing. 4 RF output channels (adjacent). Programming from PC connected to power supply. Integrated remote management from FA 524 KEY power supply



CM 8S 2CI-8TC

082324 **CM 8S 2CI-8TC** Transmodulator with 4 inputs for 8 DVB tuners S/S2/S2X, with dual Common Interface (2 x CI). 13/18V, 22KHz, DiSEqC, Unicable ((SATCR-DCSS). Multistream /BISS supported. COFDM-QAM output. Intelligent services remultiplexing. 8 RF output channels (4 + 4 adjacent). Programming from PC connected to power supply. Integrated remote management from FA 524 KEY power supply



CM 4HD-T

082326 **CM 8S 4CI-8TC** Transmodulator with 4 inputs for 8 DVB tuners S/S2/S2X, with quad Common Interface (4 x CI). 13/18V, 22KHz, DiSEqC, Unicable ((SATCR-DCSS). Multistream/BISS supported. COFDM-QAM output. Intelligent services remultiplexing. 8 RF output channels (4 + 4 adjacent). Programming from PC connected to power supply. Integrated remote management from FA 524 KEY power supply

DVB-T/T2/C TO DVB-T/C FLEXIBLE

082258 **CM 4T-TC** Transmodulator with 1 input for 4 DVB-T/T2/C + Loop independent tuners. Programable COFDM / QAM output in 4 flexible channels. Output level: 95 dBuV. MER> 35dB. Smart services remultiplexing. Programming from PC connected to power supply. Integrated remote management from FA 524 KEY power supply

082259 **CM 4T-CI-TC** Transmodulator with 1 input for 4 DVB-T/T2/C + Loop independent tuners with 2x Common Interface (CI). Programable COFDM / QAM output in 4 flexible channels. Output level: 95 dBuV. MER> 35dB. Smart services remultiplexing. Programming from PC connected to power supply. Integrated remote management from FA 524 KEY power supply

HDMI/AV TO DVB T/C PROGRAMMABLE*

082004 **CM 4HD-TC** Encoder 4 x HDMI / COFDM – QAM. Output level: 95dBuV. MER >35dB. Remultiplexing of 4 HDMI inputs in 2 adjacents RF output channel DVBT/ DVBC. Programming from PC connected to power supply. Integrated remote management from FA 524 KEY power supply

082022 **CM 4HD-T** Encoder 4 x HDMI / COFDM. Output level: 95dBuV. MER >35dB. Remultiplexing of 4 HDMI inputs in 2 adjacents RF output channel DVBT/ DVBC. Programming from PC connected to power supply. Integrated remote management from FA 524 KEY power supply



CM 4AV-TC



CM 8S-IP



CM 8S 2CI-IP



CM 8S 4CI-IP



CM 8TC-IP

HDMI/AV TO DVB T FLEXIBLE*




082025	CM 2AV-T	Encoder 2 x AV (CVBS) / COFDM. Output level: 95 dBuV. MER >35dB. Remultiplexing of 2 x AV inputs in one single output channel DVBT. Programming from PC connected to power supply. Integrated remote management from FA 524 KEY power supply	1
082003	CM 4AV-TC	Encoder 4 x AV (CVBS) / COFDM. Output level: 95dBuV. MER >35dB. Remultiplexing of 4 x AV inputs in one single output channel DVBT/ DVBC. Programming from PC connected to power supply. Integrated remote management from FA 524 KEY power supply	1

SATELLITE INPUT + HDMI - IP OUTPUT

082294	CM 8S-IP 	Transmodulator 4 inputs - 8 DVB S/S2/S2X tuners, 13/18V, 22KHz, DiSEqC, Unicable (SATCR-DCSS). Multistream / BISS compatible. Up to 64 SPTS/ MPTS STREAMS IP output. Programming from a PC connected to the power supply. Integrated remote control from the FA 524 power supply Key	1
082262	CM 8SH-IP 	Transmodulator 4 inputs - 8 DVB S/S2 multistream tuners, 13/18V, 22KHz, DiSEqC, Unicable (SATCR-DCSS). USB file player and HDMI IN. Up to 64 SPTS/MPTS IP output streams. Programming from PC connected to the power supply. Integrated remote control from the FA 524 Key power supply	1
082295	CM 8S 2CI-IP 	Octo transmodulator 4 inputs - 8 DVB S/S2/S2X tuners, with dual Common Interface reader (2 x CI). 13/18V, 22KHz, DiSEqC, Unicable (SATCR-DCSS). Multistream / BISS compatible. Up to 64 SPTS/MPTS IP output streams. Programming from a PC connected to the power supply. Integrated remote control from the FA 524 Key power supply	1
082322	CM 8S 4CI-IP 	Octo transmodulator 4 inputs - 8 DVB S/S2/S2X tuners, with quadruple Common Interface reader (4 x CI). 13/18V, 22KHz, DiSEqC, Unicable (SATCR-DCSS). Multistream / BISS compatible. Up to 64 SPTS/MPTS STREAMS IP output. Programming from PC connected to the power supply. Integrated remote control from the FA 524 Key power supply.	1

* 64 streams for a maximum of 64 services. Up to 300Mbps maximum

DVB-T/T2/C TO IP

082260	CM 4T-IP 	Transmodulator 1 input with 4 independent DVB-T/T2/C tuners + Loop. Up to 64 SPTS/MPTS STREAMS IP output. Programming from PC connected to the power supply. Integrated remote control from the FA 524 Key power supply	1
082261	CM 4T-CI-IP 	1-input transmodulator with 4 independent DVB-T/T2/C + Loop tuners, with dual Common Interface reader (2 x CI) - Up to 64 SPTS/MPTS IP output streams. Programming from PC connected to power supply. Integrated remote control from FA 524 Key power supply	1
082293	CM 8TC-IP 	Transmodulator 2 inputs with 4 independent tuners per input or 1 input (Loop) for 8 DVB-T/T2/C tuners. Up to 64 SPTS/MPTS IP output streams. Programming from a PC connected to the power supply. Integrated remote control from the FA 524 Key power supply	1

* 64 streams for a maximum of 64 services. Up to 300Mbps maximum

HDMI/AV TO IP

082007	CM 4AV-IP	IP streamer with 4 x AV (CVBS) input. 1000Mbps IP output. RTP / UDP. QoS	1
082008	CM 4HD-IP	IP streamer with 4 x HDMI input (up to 1080p). 1000Mbps IP output. RTP / UDP. QoS	1



CM IP CI-TC



CM TO 3-1310



FA 524



CM AMP 114



CH3 TR

IP TO DVB T/C PROGRAMMABLE

082018	CM IP-TC	IP input 31 streams SPTS / MPTS. 1000Mbps. RTP / UDP. COFDM-QAM output. Output level: 95dBμV. MER >35dB. 4 RF output muxes (flexibles). Programming from PC connected to power supply. Integrated remote management from FA 524 KEY power supply	1
--------	-----------------	--	---



082019	CM IP CI-TC	IP input 31 streams SPTS / MPTS. 1000Mbps. RTP / UDP. 2x Common Interface CI. COFDM-QAM output. Output level: 95dBμV. MER >35dB. 4 RF output muxes (flexibles). Programming via PC. Remote control via RJ45 on the FA 524 power supply	1
--------	--------------------	--	---



*32 services per stream. Maximum 512 services and 200Mbps

IP TO IP

082037	CM IP CI-IP	IP input. 31 SPTS / MPTS streams. 1000Mbps. RTP-UDP + 2 x Common interface / IP output 1000 Mbps. RTP / UDP. QoS Up to 64 SPTS/MPTS STREAMS IP output. Programming from PC connected to the power supply. Remote control via RJ45 on the FA 524 power supply	1
--------	--------------------	--	---



*32 services per stream. Maximum 512 services and 300Mbps

1 GHZ OPTICAL TRANSMITTER

274101	CM TO 3-1310	Optical transmitter IN 47-1000MHz / OUT 1310nm DFB laser. Optical power 3dBm. SC/APC. Built-in power supply	1
--------	---------------------	---	---

2,6 GHZ OPTICAL TRANSMITTER

274102	CM TO 10 FI-1550	Optical transmitter IN 30-2600MHz / OUT 1550nm DFB laser. Optical power 10dBm. Digital signals. SC/APC. Built-in power supply. Compatible with CM headend	1
--------	-------------------------	---	---

EDFA

274108	CM EDFA 122	Optical amplifier 1550nm DFB laser. Optical power 22dBm. Built-in power supply.	1
--------	--------------------	---	---

OPTICAL SPLITTER

274103	CM RF 2	2-way optical splitter compatible with CM headend modules	1
274104	CM RF 4	4-way optical splitter compatible with CM headend modules	1
274105	CM RF 8	8-way optical splitter compatible with CM headend modules	1

ACCESSORIES

082009	FA 524	Modular 5Vdc - 20A power supply. Includes RJ45 for remote control and USB for programming	1
082045	FA 524 KEY	Modular power supply 5Vdc - 20A. Includes RJ45 for remote control and USB for programming. Contains CM KEY	1
082329	CM AMP 114	CM G series amplifier: 20dB. Output level (DIN 45004B) 114dBμV	1
082010	FA 55	5Vdc - 5A plug-in power supply for FTA modules and multi-input modulators. Supports one CM + LNB module. Requires CM PR	1
082014	CM PR	Outdoor unit for CM headend programming via USB. Required with FA 55 power supply	1
082015	CM KEY	Key for access to CM headend remote management	1
080005	CHM TR	6-unit wall-mounted chassis (5 modules + 1 power supply)	1
080008	CH 3 TR	Wall-mounted chassis 3 units (2 modules + 1 power supply)	1
080006	CHR TR	Chassis for 6-unit rack (5 modules + 1 power supply)	1

TECHNOLOGICAL SOLUTIONS FOR HOSPITALITY AND HEALTHCARE SECTOR

EK offers a wide range of technological solutions for the hotel and healthcare sectors, enabling them to meet current connectivity and entertainment needs and demands.

Leveraging in-house developments, EK provides a comprehensive range of professional equipment that can create advanced multimedia environments in hotels, including Chromecasting, IPTV, and mobile device streaming. This can be achieved by either updating existing infrastructures without the need for construction work or implementing advanced FTTR (Fiber-To-The-Room) systems over fiber optics.



RF TRANSMODULATORS

IP STREAMERS

EK HOTEL IPTV SYSTEM

IPTV TRANSMISSION SYSTEMS OVER PUBLIC INTERNET

DIGITAL SIGNAGE

CHROMECASTING

VIDEO-ON-DEMAND (Vod)

FTTR-GPON

WiFi

EKOAX INTERNET OVER COAXIAL

ENTERTAINMENT AND INTERACTIVITY

Access the 'Hospitality' section on our website.



05

EKSELANS / ADALTRA

HOSPITALITY AND IPTV SERVERS/ CHROMECASTING/ OTT AND OPERATORS





EK BRIDGE · EK LINK



EK LINK R



EK STREAM PLUS · OTT BY EK



with 2
playout
services

**EK HOTEL TV / EK HOTEL TV
PRO**



EKHOTELTV



TRANSCODING, TRANSRATING, OTT AND STREAMING

280026	EK BRIDGE	Multicast content encapsulator/de-encapsulator in HTTP (up to 20 SD services or 15 HD services) for transport over the public Internet. Point-to-point transmission. Self-powered	1
280027	EK LINK	Bidirectional IP converter/adaptor between multicast and WebTV protocols (HLS/RTMP/MPEG-DASH) for TV services with audio transcoding capabilities (up to 20 SD services or 15 HD services). Self-powered	1
280052	EK LINK R	Bidirectional IP converter/adaptor between multicast and WebTV protocols (HLS/RTMP/MPEG-DASH) for TV services with audio transcoding capabilities (up to 20 SD services or 15 HD services). 19" rack format	1
280044	EK STREAM PLUS	MPEG-2/H-264/H265 transcoder for television services (up to 30 SD services or 15 HD services). IP input and output. Bidirectional conversion capability between multicast and WebTV protocols (HLS/RTMP/MPEG-DASH)	1
280032	OTT BY EK*	OTT server for up to 64 services and 250 simultaneous users. Includes video engine for different WebTV formats (HLS/RTMP/MPEG-DASH) and configurable, multi-device web portal for browser access to services. Option of restricted access via tokens and interface for integration with payment gateways. Playback with optimized switching. DRM compatible	1
280031	EK STREAM PLUS + OTT*	OTT server for up to 30 services and 125 simultaneous users with pre-transcoding capacity for services (up to 16 SD services / 8 HD services). IP input and output. Bidirectional conversion capacity between multicast and WebTV protocols (HLS / RTMP / MPEG-DASH). Includes video engine for different WebTV formats (HLS, RTMP, MPEG DASH) and configurable, multi-device web portal for browser access to services, with optional restricted access via tokens and interface for integration with payment gateways.	1
280049	EK EPG	Flexible electronic program guide (EPG) generation service for OTT and DVB platforms. Cloud-based management via web interface	1
311008	EK SOP	Server support and commissioning	1
*Consult annual license			
HOSPITALITY/ SOCIAL HEALTH/IPTV/ CHROMECASTING			
280029	EK STREAM BASIC	MPEG-2 / H-264 / H265 transcoder for television services (up to 4 SD services or 2 HD services). IP input and output. Bidirectional conversion capability between multicast and WebTV protocols (HLS / RTMP / MPEG-DASH). CM header format. Self-powered	1
280044	EK STREAM PLUS	MPEG-2/H-264/H265 transcoder for television services (up to 30 SD services or 15 HD services). IP input and output. Bidirectional conversion capability between multicast and WebTV protocols (HLS/RTMP/MPEG-DASH)	1
280047	EK HOTEL TV	Multicast IPTV/web TV processing server for hotels. Simplified configuration portal. Channel list management and customizable information per user. Remote management of STB PROF devices. 2-channel playout. CM header format. Self-powered	1
280059	EK HOTEL TV PRO	Multicast IPTV/web TV processing server for hotels. Simplified configuration portal. Channel list management and user-customizable information. Remote management of STB PROF devices. WebTV channel transmission (HLS/RTMP/MPEG-DASH) over WiFi for up to 20 SD or 7HD services and 70 users. 2-channel playout. CM header format. Self-powered	1
280082	MVOD	VOD option for EK HOTEL TV PRO / EK HEALTH PRO	1
280083	MPT	Task scheduler option for EK HOTEL TV / PRO	1



EK HOTEL TV PLUS



EK HEALTH / EK HEALTH PRO



CRP 4K



UNIVERSAL

MU CAST



Example of welcome screen EK CAST

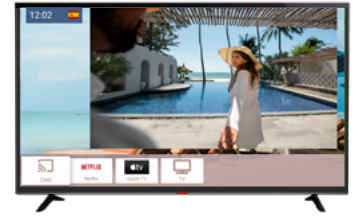
280048	EK HOTEL TV PLUS	Multicast IPTV / web TV processing server for hotels. Simplified configuration portal. Channel list management and customizable information per user. Remote management of STB PROF devices. Transmission of WebTV channels (HLS / RTMP / MPEG-DASH) over WiFi for up to 64 SD or 22HD services and 250 users. 5-channel playout. VOD	1
280064	EK HEALTH	Multicast IPTV / web TV processing server for hospitals / nursing homes. Simplified configuration portal. Channel configuration and customizable information according to patient or resident characteristics. Option to create notifications, alerts, or alarms directed to the staff responsible for patient or resident care. Centralized switching of receivers on and off, option to limit maximum volume, possibility of centralized and timed channel selection. 2-channel playout. CM header format. Self-powered	1
280065	EK HEALTH PRO	Multicast IPTV/web TV processing server for hospitals/residences. Simplified configuration portal. Channel configuration and customizable information according to patient or resident characteristics. Option to create notifications, alerts, or alarms directed to the staff responsible for patient or resident care. Centralized receiver power on/off, maximum volume limitation option, centralized and timed channel selection. WebTV channel transmission (HLS/RTMP/MPEG-DASH) over WiFi for up to 20 SD or 7HD services and 70 users. 2-channel playout. CM header format. Self-powered	1
280066	EK HEALTH PLUS	Multicast IPTV / web TV processing server for hospitals / nursing homes. Simplified configuration portal. Channel configuration and customizable information according to patient or resident characteristics. Option to create notifications, alerts, or alarms directed to the staff responsible for patient or resident care. Centralized receiver power on/off, maximum volume limitation option, centralized and timed channel selection. WebTV channel transmission (HLS/RTMP/MPEG-DASH) over WiFi for a maximum of 64 SD or 22 HD services and 250 users. 5-channel playout. VOD	1
280093	CRP 4K	4K casting device with anti-theft protection. Includes configuration service	1
180014	N L IPTV	Management system for IPTV dongle devices	1
280098	MU CAST	Universal remote control for TV and IPTV device. IR + Bluetooth	1
HOSPITALITY / CHROMECASTING			
280070	RGM	Multi-port router (10 x 1Gb)	1
280055	EK CAST MINI	Casting device management server for up to 40 devices (L CAST license included). Desktop format.	1
280053	EK CAST	Rack server for managing up to 250 casting devices.	1
280084	EK CAST PLUS	Rack server for managing up to 500 casting devices.	1
280093	CRP 4K	4K casting device with anti-theft protection. Includes configuration service	1
280098	MU CAST	Universal remote control for TV and IPTV device. IR + Bluetooth	1
125004	CHD CR	0.5m male-female HDMI cable	1
280056	L CAST	Management system for casting devices	1
280101	N C CAST R	CRP 4K remote configuration	1
280058	IPMS	Graphical configuration interface for PMS connection via Char	1
311008	EK SOP	Server support and commissioning	1



Access the Ek Hotel + Ek Cast demonstration video

INTEGRATE YOUR EK HOTEL AND EK CAST SOLUTIONS INTO ONE USER DEVICE.

Choose the EK HOTEL and EK CAST server that best fits your project and complete it with the following items to offer guests a fully integrated entertainment and connectivity experience.



CRP 4K

EK HOTEL + EK CAST INTEGRATED

280093	CRP 4K	4K casting device with anti-theft protection. Includes configuration service	1
280099	N L CAST IP	Management system for combined casting + IPTV devices	1
280098	MU CAST	Universal remote control for TV and IPTV device. IR + Bluetooth	1

MANAGED SWITCH

334200	SWG 24 L2	Layer2+ Ethernet switch. 24 x Gb Ethernet ports + 4 x SFP. 1Gbps. IGMP snooping.	1
334201	SWG 24-AX	Manageable switch 24 GE PoE+ ports and 4 SFP ports. IGMP snooping. Compatible with cloudPRO and apps.	1
331027	SW10G 48-AXL3	Manageable switch 48 ports 10/100/1000. 4 ports SFP 10GE. POE+ up to 405W. IGMP snooping. Compatible with cloudPro and APPS.	1

ENCODER / STREAMER TWIN

284001	EN 2HD-IP	Streamer encoder with 2 HDMI inputs. IP multicast/HLS/RTMP output for local or public network (internet) online content. Up to 25 simultaneous users	1/18
180036	EK PLAYER	STB for IP channels on TVs using EN 2HD IP solution	1

IP TO DVB T/C PROGRAMMABLE HEADENDS

082018	CM IP-TC	IP input 31 streams SPTS / MPTS. 1000Mbps. RTP / UDP. COFDM-QAM output. Output level: 95dBµV. MER >35dB. 4 RF output muxes (flexibles). Programming from PC connected to power supply. Integrated remote management from FA 524 KEY power supply	1
082019	CM IP CI-TC	IP input 31 streams SPTS / MPTS. 1000Mbps. RTP / UDP. 2x Common Interface CI. COFDM-QAM output. Output level: 95dBµV. MER >35dB. 4 RF output muxes (flexibles). Programación via PC. Telecontrol a través de RJ45 en la fuente de alimentación FA 524	1
082009	FA 524	Modular 5Vdc - 20A power supply. Includes RJ45 for remote control and USB for programming	1
080006	CHR TR	Chassis for 6-unit rack (5 modules + 1 power supply)	1

* 32 services per stream. Maximum 512 services and 200 Mbps.

HDMI/AV TO IP HEADENDS

082007	CM 4AV-IP	IP streamer with 4 x AV (CVBS) input. 1000Mbps IP output. RTP / UDP. QoS	1
082008	CM 4HD-IP	IP streamer with 4 x HDMI input (up to 1080p). 1000Mbps IP output. RTP / UDP. QoS	1

UPS

312004	UPS 1000	1KVA online continuity equipment. AC/AC efficiency 92%. Power factor 0.9. Autonomy 9 minutes. Display and 19" rack format	1
312005	PB UPS	External battery pack	1
312006	SNMP UPS	SNMP control card	1

24 ports PoE. L2+ manageable and CloudPro



SW10G 48-AXL3

2 HDMI > IP / WebTV



EN 2HD-IP



CM IP-TC



CHR TR



UPS 1000

06

EKSELANS / ADALTRA

**CATV / HFC
TRANSMISSION -
OPTICAL RECEPTION**



LINE / TELEDISTRIBUTION AMPLIFIERS



AC 129 TR



JXP X



JMP -1 / STI-3.5 / TSI-1/9



FA 6AC



MCAL 381 LR



MAA 22



TO 3 1310

REMOTE-POWERED CATV

102007	AC 129 TR	IP64 bidirectional trunk amplifier with remote power supply. G: 39dB (85-1006MHz) / -2.5/25dB configurable (5-65MHz). Output level: 129dBμV (DIN 45004B / 118dBμV 42 CENELEC channels). Vac power supply. PG11 connectors. 5/8, JMP-1, and JXP-0 adapters included	1
102008	JMP-1	Direct signal pass-through for AC 129 TR	1
102009	STI-3,5	Signal splitter (-3.5/-3.5dB) for AC 129 TR / ON 129 AC node	1
102010	TSI-1/9	Signal splitter (-1/-9dB) for AC 129 TR / ON 129 AC node	1
102011	JXP 0	0dB attenuator for AC 129 TR / ON 129 AC node	1
102012	JXP 2	2dB attenuator for AC 129 TR / ON 129 AC node	1
102013	JXP 3	3dB attenuator for AC 129 TR / ON 129 AC node	1
102014	JXP 6	6dB attenuator for AC 129 TR / ON 129 AC node	1
102015	JXP 9	9dB attenuator for AC 129 TR / ON 129 AC node	1
102016	JXP 12	12dB attenuator for AC 129 TR	1
161012	A 11-58	PG11 to 5/8 adapter	1
161011	C 58-11	5/8 connector for 10/11mm cables	1/20
161013	C 58-15	5/8 connector for 15/16mm cables	1
161014	A 58-F	5/8 to F adapter	1

REMOTE POWER SUPPLY

102020	FA 6AC	Power supply for AC 129 TR remote power supply. 60 Vac / 6A	1
--------	---------------	---	---

SELF-POWERED CATV

061007	MCAL 381LR	Micro central unit / line amplifier 1 input (88 - 1000MHz) and passive return line 5-65MHz. G: 26dB (88MHz) -32dB (1000MHz). Output level (DIN 45004B): 117dBμV (VHF) - 114dBμV (UHF). Class A. Compatible with EKOAX	10/60
102006	AC 118 R	Amplifier with passive return line 5-65MHz. Direct frequency 87-1000MHz. G: 38dB. Output level (DIN 45004B) 118dBμV. TEST: -20dB. Compatible with EKOAX	6/24

INDOOR AMPLIFIERS

CATV

111009	MAA 22	Micro indoor amplifier with return path. 1 input (5-65/88-1000 MHz) / 1 output. G: 12-17-22dB. Ouput level (DIN 45004B): 110dBuV. Compatible with EKOAX	10/60
--------	---------------	---	-------

OPTICAL TRANSMITTERS, SPLITTERS AND RECEIVERS

OPTICAL TRANSMITTERS BASIC SERIE

271017	TO 3 1310	Optical transmitter IN 47-1000MHz / OUT 1310nm DFB laser. Optical power 3dBm. SC/APC	1
271001	TO 3 FI	Optical transmitter IN 30-2600MHz / OUT 1310nm DFB laser. Optical power 3dBm. Digital signals. SC/APC	1
271022	TO 10 FI 1550	Optical transmitter IN 30-2600MHz / OUT 1550nm DFB laser. Optical power 10dBm. Digital signals. SC/APC	1



CM EDFA 122



TOR 3 GPON



EDFA 816



EDFA 3219



CM RF 8

OPTICAL TRANSMITTERS CM SERIE

274101	CM TO 3-1310	Optical transmitter IN 47-1000MHz / OUT 1310nm DFB laser. Optical power 3dBm. SC/APC. Self-powered	1
274102	CM TO 10 FI-1550	Optical transmitter IN 30-2600MHz / OUT 1550nm DFB laser. Optical power 10dBm. Digital signals. SC/APC. Self-powered. Compatible with CM headend	1

EDFA CM SERIE

274108	CM EDFA 122	Optical amplifier 1550nm DFB laser. Optical power 22dBm. Built-in power supply.	1
--------	--------------------	---	---

RACK FORMAT OPTICAL TRANSMITTERS

271021	TOR 3 GPON	Professional optical transmitter IN 47-1000MHz / OUT 1550nm DFB laser. Optical power 3dBm. SC/APC	1
271020	TOR 3 GPON FI	Professional optical transmitter IN 47-2600MHz / OUT 1550nm DFB laser. Optical power 3dBm. SC/APC	1

EDFAs GPON PARA RF OVERLAY

310023	EDFA 812	8-way 1550nm optical amplifier + 1490nm and 1310nm multiplexer. Total optical power: 23dBm. Optical power per port: 12.5dBm	1
310010	EDFA 816	8-way 1550nm optical amplifier + 1490nm and 1310nm multiplexer. Total optical power: 27dBm. Optical power per port: 16.5dBm	1
310011	EDFA 1617	16-way 1550nm optical amplifier + 1490nm and 1310nm multiplexer. Total optical power: 31dBm. Optical power per port: 17dBm	1
310022	EDFA 3219	32-port 1550nm optical amplifier + 1490nm and 1310nm multiplexer. Total optical power: 34dBm. Optical power per port: 19dBm	1

OPTICAL SPLITTER

274103	CM RF 2	2-way optical splitter compatible with CM headend modules	1
274104	CM RF 4	4-way optical splitter compatible with CM headend modules	1
274105	CM RF 8	8-way optical splitter compatible with CM headend modules	1

CM SERIES MOUNTING CHASSIS

080005	CHM TR	6-unit wall-mounted chassis (5 modules + 1 power supply)	1
080008	CH 3 TR	Wall-mounted chassis 3 units (2 modules + 1 power supply)	1
080006	CHR TR	Chassis for 6-unit rack (5 modules + 1 power supply)	1

COMPACT OPTICAL SPLITTERS

366133	SCF 2	Modular fiber optic splitter (cassette) 1x2 SC/APC connectorized. Occupies 1U in the BSCFR rack	1
366134	SCF 4	Modular fiber optic splitter (cassette) 1x4 with SC/APC connector. Occupies 1U in the BSCFR rack	1
366135	SCF 8	Modular fiber optic splitter (cassette) 1x8 SC/APC connectorized	1
366136	SCF 16	Modular fiber optic splitter (cassette) 1x16 SC/APC connectorized	1
366137	SCF 32	Modular fiber optic splitter (cassette) 1x32 SC/APC connectorized	1
366138	SSCF	SCF splitter wall mounting bracket	1



SSCF SSCF + SCF 8



RO 4 LR



RO 88 AGC



RO 90 FI AGC



ON 129 AC



TO LR XXXX



JMP -1 / STI-3.5 / TSI-1/9



JXP X

HEADEND OPTICAL RECEIVER 5-200 MHZ

275001	RO 4LR	QUAD optical receiver 1200-1620nm. Input power 0...-23dBm. Output 5-200MHz 120dBμV. TEST -20dB	1
--------	---------------	--	---

OPTICAL RECEIVER 1GHz

270002	RO 88 AGC	FTTH optical receiver. IN 1260-1620nm. Optical level 2...-15dBm (AGC 0...-12dBm) / OUT 47-862MHz. Output level >80dBμV. SC/APC	1
--------	------------------	--	---

OPTICAL RECEIVER 2,6 GHz

270003	RO 90 FI AGC	FTTH optical receiver. IN 1260-1620nm. Optical level 3...-15dBm (AGC 0...-12dBm) / OUT 47-2600MHz. Output level >80dBμV. SC/APC	1
--------	---------------------	---	---

OPTICAL NODES

HFC OPTICAL NODES 1GHz DOCSIS 3.0

273002	ON 129 AC	Optical node 87-1002MHz. Ready to plug-in TX 5-65MHz. Output level: 129dBμV (DIN 45004B / 114dBμV 42 Ch. CENELEC). Working voltage Vac. PG11 connectors. IP64	1
--------	------------------	---	---

274001	TO LR 1310 FP	Plug-in optical transmitter for ON 129 AC node. Laser 1310nm FP. Optical power 0dBm. Status indicator	1
--------	----------------------	---	---

274002	TO LR 1310 DFB	Plug-in optical transmitter for ON 129 AC node. Laser 1310nm DFB. Optical power 3dBm. Status indicator	1
--------	-----------------------	--	---

274003	TO LR 1550 DFB	Plug-in optical transmitter for ON 129 AC node. Laser 1550nm DFB. Optical power 3dBm. Status indicator	1
--------	-----------------------	--	---

274005	TO XX CWDM	Plug-in optical transmitter for ON 129 AC node. CWDM laser with wavelength on demand. Optical output power 3dBm. Status indicator	1
--------	-------------------	---	---

1GHz OPTICAL NODE ACCESSORIES

102008	JMP-1	Direct signal pass-through for AC 129 TR	1
--------	--------------	--	---

102009	STI-3,5	Signal splitter (-3.5/-3.5dB) for AC 129 TR / ON 129 AC node	1
--------	----------------	--	---

102010	TSI-1/9	Signal splitter (-1/-9dB) for AC 129 TR / ON 129 AC node	1
--------	----------------	--	---

102011	JXP 0	0dB attenuator for AC 129 TR / ON 129 AC node	1
--------	--------------	---	---

102012	JXP 2	2dB attenuator for AC 129 TR / ON 129 AC node	1
--------	--------------	---	---

102013	JXP 3	3dB attenuator for AC 129 TR / ON 129 AC node	1
--------	--------------	---	---

102014	JXP 6	6dB attenuator for AC 129 TR / ON 129 AC node	1
--------	--------------	---	---

102015	JXP 9	9dB attenuator for AC 129 TR / ON 129 AC node	1
--------	--------------	---	---

102016	JXP 12	12dB attenuator for AC 129 TR	1
--------	---------------	-------------------------------	---

274004	2FPG11	2-fiber to PG11 adapter for ON 129 AC node	1
--------	---------------	--	---

07

EKSELANS / ADALTRA

DTT / SAT OVER FIBER



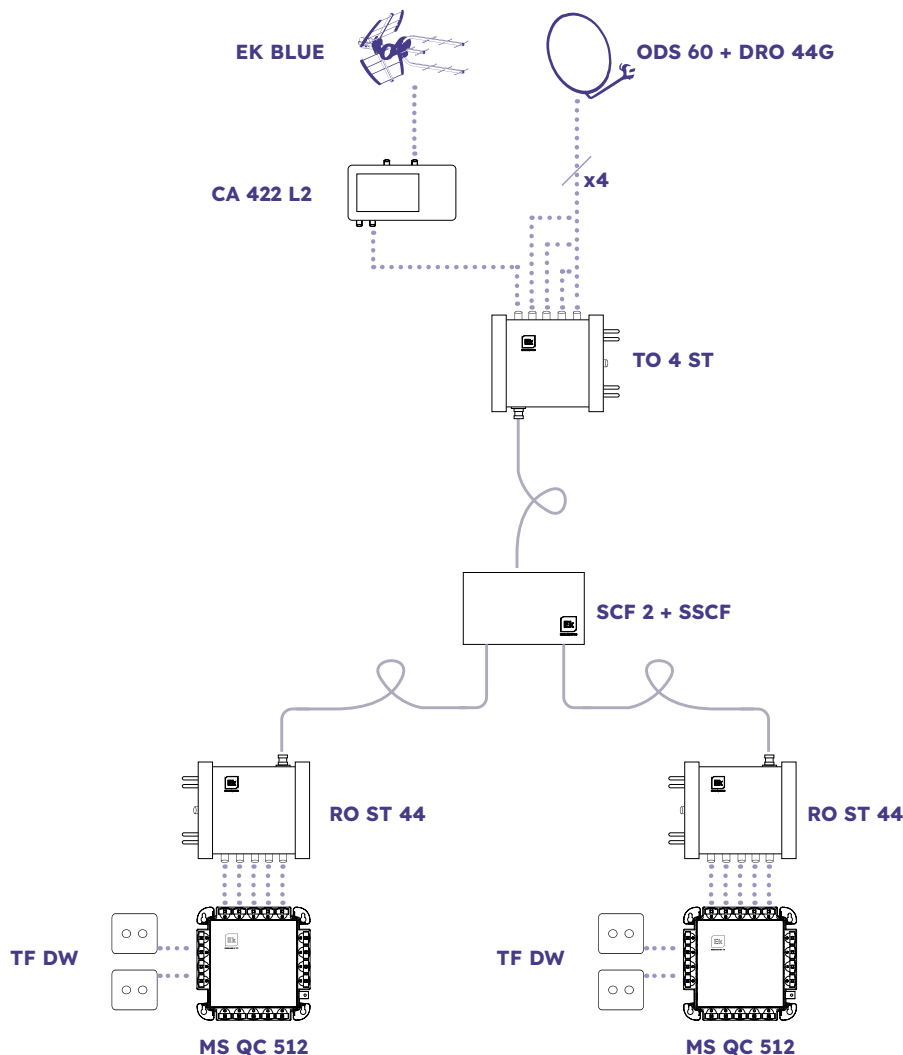
TER + SAT (4 POL) IN ONE SINGLE FIBER



276001	TO 4ST	Optical transmitter for 4 satellite + terrestrial polarities. 4 satellite IF inputs and 1 47-862MHz input. Wavelength: 1510-1570nm Optical power 3dBm. SC/APC connector	1
366133	SCF 2	Modular fiber optic splitter (cassette) 1x2 SC/APC connectorized. Occupies 1U in the BSCFR rack	1
366134	SCF 4	Modular fiber optic splitter (cassette) 1x4 with SC/APC connector. Occupies 1U in the BSCFR rack	1
366135	SCF 8	Modular fiber optic splitter (cassette) 1x8 SC/APC connectorized	1
366136	SCF 16	Modular fiber optic splitter (cassette) 1x16 SC/APC connectorized	1
366137	SCF 32	Modular fiber optic splitter (cassette) 1x32 SC/APC connectorized	1
366138	SSCF	SCF splitter wall mounting bracket	1
276003	RO ST 44	Optical receiver for 4 satellite + terrestrial polarities. 4 HL/HH/VL/VH outputs + 1 47-862MHz output. SC/APC fiber connector. Power supply included	1

See available multiswitches on pages 17, 18, 19

EXAMPLE OF DISTRIBUTION OF 4 SATELLITE AND TERRESTRIAL POLARITIES THROUGH 1 FIBER



08

EKSELANS / ADALTRA

GPON





OLT 1



OLT 2



OLT 8E



OLT 16E



SERVER WITH IMPROVED FUNCTIONALITY



SWH-TR



TOR 3 GPON · TOR 3 GPON FI



EDFA 1617



UPS 1000

NETWORK ELECTRONICS

334200	SWG 24 L2	Layer2+ Ethernet switch. 24 x Gb Ethernet ports + 4 x SFP. 1Gbps. IGMP snooping.	1
280070	RGM	Multi-port router (10 x 1Gb)	1

GPON OLTs / MANAGEMENT SERVER

*Availability: December 2025

310012	OLT 1*	GPON headend 1 downlink port. 1 10GE uplink port + 2 1GE uplink ports	1
310013	OLT 2*	GPON headend 2 downlink ports, 1 10GE uplink port + 2 1GE uplink ports	1
310051	SWH 12*	Server for automatic configuration and provisioning for hospitality, OLT1 and OLT2 compatible. TR069. Power supply included.	1
310008	OLT 8E	GPON headend 8 downlink ports and 8 uplink ports (2 x 10GE and 6 x GE). Redundant power supply	1
310009	OLT 16E	GPON headend 16 downlink ports and 8 uplink ports (2 x 10GE and 6 x GE). Redundant power supply	1
310025	SFP UP	SFP for GbEthernet uplink RJ45 port	1
310036	SFP 10G UP	SFP for 10GbEthernet uplink RJ45 port	1
310018	SFP C+	SFP for GPON type C+ downlink	1
310035	SFP C++	SFP for GPON type C++ downlink	1
310040	SWH-BASIC	Desktop server for automatic configuration and provisioning for hospitality. TR069. For up to 40 ONTs. Power supply included.	1
310041	SWH-MINI	CM format server for automatic configuration and provisioning for hospitality. TR069. For a maximum of 120 ONTs	1
310026	SWH-TR	Professional rack server for automatic configuration and provisioning for hospitality. TR069	1
311008	EK SOP	Server support and commissioning	1

OPTICAL TRANSMITTER FOR RF OVERLAY HEADENDS


271021	TOR 3 GPON	Professional optical transmitter IN 47-1000MHz / OUT 1550nm DFB laser. Optical power 3dBm. SC/APC	1
271020	TOR 3 GPON FI	Professional optical transmitter IN 47-2600MHz / OUT 1550nm DFB laser. Optical power 3dBm. SC/APC	1

GPON EDFAs FOR RF OVERLAY


310023	EDFA 812	8-way 1550nm optical amplifier + 1490nm and 1310nm multiplexer. Total optical power: 23dBm. Optical power per port: 12.5dBm	1
310010	EDFA 816	8-way 1550nm optical amplifier + 1490nm and 1310nm multiplexer. Total optical power: 27dBm. Optical power per port: 16.5dBm	1
310011	EDFA 1617	16-way 1550nm optical amplifier + 1490nm and 1310nm multiplexer. Total optical power: 31dBm. Optical power per port: 17dBm	1
310022	EDFA 3219	32-port 1550nm optical amplifier + 1490nm and 1310nm multiplexer. Total optical power: 34dBm. Optical power per port: 19dBm	1

UPS

312004	UPS 1000	1KVA online continuity equipment. AC/AC efficiency 92%. Power factor 0.9. Autonomy 9 minutes. Display and 19" rack format	1
312005	PB UPS	External battery pack	1
312006	SNMP UPS	SNMP control card	1



ONT 42P W6 with 2 POTS ports



ONT 4 W6



ONT 4 POE CP



ONT 8 POE



ONT 16 POE



RO 88 CWD



ONT 4 POE IN



BF 24 C



Highly stable pull-out tray

ONTs

*Availability: December 2025

310032	E ONT 2W	GPON network terminal. 1 GE + 1 FE + 2 POTS + WiFi b/g/n2.4GHz	1
310017	E ONT 4 AC	GPON network terminal. 4 GE + 2 POTS + WiFi b/g/n/ac 2.4/5GHz	1
310052	N ONT 42P W6*	GPON network terminal. 4 GE + 2 POTS + WiFi b/g/n/ac 2.4/5GHz	1
310049	ONT 4 W6	GPON network terminal. 4 GE + 1 POTS + WiFi 6 (3000Mbps)	1
310047	N ONT 4 POE CP	GPON network terminal. 4 GE ports + 2 POTS. POE out 48Vdc (max 60W). SC/APC connector	1
310048	N ONT 8 POE*	GPON network terminal. 8 GE ports. POE out 48Vdc (max 120W). SC/APC connector	1
310058	N ONT 16 POE*	GPON network terminal. 16 GE ports. POE out 48Vdc (max 240W). SC/APC connector	1

RF OVERLAY OPTICAL RECEIVERS

270004	RO 88 CWD	Active 1GHz optical receiver 1550nm + mux 1490nm / 1310nm. Optical level 2...-15dBm (AGC 0...-12dBm). Output level >80dBμV	1
270005	RO 68 CWD	Passive 1GHz optical receiver 1550nm+ mux 1490nm / 1310nm. Optical level 0...-10dBm. Output level >62dBμV	1
270006	RO 65 FI CWD	Passive 2.4GHz optical receiver 1550nm + mux 1490nm / 1310nm. Optical level 0...-10dBm. Output level >60dBμV	1
270007	RO 90 FI CWD	Active 2.4GHz optical receiver 1550nm + mux 1490nm / 1310nm. Optical level 2...-15dBm (AGC 0...-12dBm). Output level >80dBμV	1

INDUSTRIAL ONTs

310037	ONT 4 POE IN	GPON industrial network terminal. 4 GE ports with 48Vdc POE power supply (max 60W). Maximum operating temperature: 65°C	1
310029	E ONT IN	GPON industrial network terminal. 4 GE + 2 POTS + WiFi b/g/n/ac 2.4/5GHz. 12Vdc power supply via terminals. SMA connectors for WiFi antennas in the 2.4/5GHz bands. DIN rail mounting	1
310030	ANT-24	2.4GHz WiFi antenna for ONT IN	1
310031	ANT-58	5GHz WiFi antenna for ONT IN	1

UPS FOR ONT

312001	UPS 16	UPS for ONTs 16W/h. LiPo batteries	1
312002	UPS 32	UPS for ONTs 32W/h. LiPo batteries	1

RACKS AND ACCESSORIES *

See the complete OPENETICS range on page 105

FIBER TRAYS AND ACCESSORIES FOR 19" RACKS

361012	BF 24 C	Removable 24-port tray with 24 SC/APC Simplex adapters with dust caps. Adapters mounted. 1U	1/5
361013	BF 48 C	Removable 48-port tray with 24 SC/APC Duplex adapters with dust caps. Adapters mounted. 1U	1/5
361018	BF 24 E	Removable tray with 24 ports and 24 mounted SC/APC simplex adapters. Fiber identifier. Dust cap. 1U	1/5
361019	BF 48 E	Removable 48-port tray with 24 SC/APC duplex adapters. Fiber identifier. Dust cap. 1U	1/5
363001	OP A SCAPC S	SC/APC simplex adapter with mounting tabs	25/2000
363004	OP A SCAPC D	SC/APC duplex adapter with mounting tabs for BF 48 C replacement	20/1000
363010	OP T AD	Bag of 48 screws for SC/APC adapters	1 Bolsa
363011	OP TP AD S	Plug for unused hole (in case of a single adapter) in RT FO / for telescopic tray front panel with SC connector.	1

See the complete OPENETICS range on page 135



CFD 16



RS 24-12



ARS 12



RPG 32



SCF 32



SP FO 16



49823

FIBER OPTICS DISTRIBUTION BOX

361037	EDD 8	Distribution box with 8 SC/APC mounted adapters and 12 fusions tray. IP65	1
--------	--------------	---	---

OUTDOOR FTTH BOX

361036	CFD 16	FTTH distribution box, IP65, compatible with SCF splitters. Up to 16 outputs	1
--------	---------------	--	---

DISTRIBUTION BOX

361033	E RS 4M	Distribution box for 4 branches. SC/APC adapters mounted. Includes support for SP FO splitters	1/30
361032	RS 8-12	Fiber distribution box 8 connectorized / 12 fused fibers. SC/APC adapters not included	1/10
361041	RS 24-12	Fiber distribution box 4 connectorized or fused fibers. SC/APC adapters not included	1/20
361042	ARS 12	Fiber distribution box 8 connectorized / 12 fused fibers. SC/APC adapters not included	1/20
396023	RP FO P	Two-zone plastic cabinet for 48 SC/APC adapters. 4 trays for a maximum of 48 splices. 2 doors	1/6

DISTRIBUTION CABINETS WITH ASSEMBLED SPLITTER

396022	RPG 32	Two-zone plastic cabinet. 4 trays for splices. 2 doors. SCF 32 splitter mounted.	1
396024	RPG 16	Two-zone plastic cabinet. 4 trays for splices. 2 doors. SCF 16 splitter mounted.	1
396025	RPG 8	Two-zone plastic cabinet. 4 trays for splices. 2 doors. SCF 8 splitter mounted.	1

OPTICAL COMPACT SPLITTERS

366133	SCF 2	Modular fiber optic splitter (cassette) 1x2 SC/APC connectorized. Occupies 1U in the BSCFR rack	1
366134	SCF 4	Modular fiber optic splitter (cassette) 1x4 with SC/APC connector. Occupies 1U in the BSCFR rack	1
366135	SCF 8	Modular fiber optic splitter (cassette) 1x8 SC/APC connectorized	1
366136	SCF 16	Modular fiber optic splitter (cassette) 1x16 SC/APC connectorized	1
366137	SCF 32	Modular fiber optic splitter (cassette) 1x32 SC/APC connectorized	1
366139	BSCFR	Rack for mounting SCF splitters in 19" rack	1
366138	SSCF	SCF splitter wall mounting bracket	1

PLC SPLITTERS

366102	SP FO 2	1x2 fiber optic PLC splitter with SC/APC connector	1/100
366104	SP FO 4	1x4 fiber optic PLC splitter with SC/APC connector	1/100
366108	SP FO 8	1x8 fiber optic PLC splitter with SC/APC connector	1/100
366116	SP FO 16	1x16 fiber optic PLC splitter with SC/APC connectors	1/100
366132	SP FO 32	1x32 fiber optic PLC splitter with SC/APC connector	1/100


FIBER CABLE

49823	49823	Dielectric optical fiber cable [9/125 μm], 2 tight-buffered fibers, Dca s2, d2, a1, yellow jacket, G.657.A2 (505 m box)	505 m
49827	49827	Dielectric optical fiber cable, 2 SM fibers, 900 μm, Fca, outdoor use, black jacket, G.657.A2 FR-LSZH-UV (505 m box)	505 m
49825	49825	Dielectric optical fiber cable, 24 tight-buffered SM fibers, multi-tube design (2 fibers × 12 tubes), 900 μm LSZH, Dca s2, d2, a2, gray jacket, G.657.A2.	1
49826	49826	Dielectric optical fiber cable, 48 tight-buffered SM fibers, multi-tube design (2 fibers × 24 tubes), 900 μm LSZH, Dca s2, d2, a2, gray jacket, G.657.A2.	1

CPR
Dca



CFO 24 ARM



PCR 12 FEK
PCR 18 FEK
PCR 24 FEK



PT 150



PC SA-200F



RT FO



A SCAPC S



A SCAPC S W

360023	OP CFO 24 ARM	24-fiber armored cable. 2 sub-conduits with 12 fibers. 250D. SM G652D. Double black PE outer jacket	1
360024	OP CFO 48 ARM	48-fiber armored cable. 4 sub-conduits with 12 fibers. 250D. SM G652D. Double black PE outer jacket	1
360007	OP CFC	Cable or fiber cutting service	1
360015	OP CPF	Large wooden reel	1
360020	OP CPF 2	Small wooden reel	1

See the complete OPENETICS range on page 131

PATCH CORDS

362002	OP PC SA 25	SM fiber patch cord 3mm with SC/APC connectors. Length 25cm	1/250
362001	OP PC SA 100	SM fiber patch cord 3mm with SC/APC connectors. Length 1m	1/250
362005	OP PC SA-200F	3mm patch cord with flexible SC/APC connectors. Length 2 m	1/250
362003	PC SA-P 25	Hybrid fiber patch cord with SC/APC-SC/PC connectors, 3mm, 25cm	1/250
362004	PC SA-P200	Hybrid patch cord 3mm with flexible SC/APC and SC/PC connectors. Length 2m	1/250

See the complete OPENETICS range on page 132

PATCH CORDS WITH FLEXIBLE CONNECTORS / CPR Dca EK ROLLER +

361126	PCR 12 FEK	G657.A2 3 mm patch cord with flexible SC/APC connectors. Length: 12 m. With pull system at one end. CPR Dca.	1/16
361127	PCR 18 FEK	G657-A2 3mm patch cord with flexible SC/APC connectors. Length 18 m. With pull system at one end	1/16
361128	PCR 24 FEK	G657-A2 3mm patch cord with flexible SC/APC connectors. Length 24 m. With pull system at one end	1/16

900 um FIBER PIGTAILS

362021	OP PT 150	SM fiber pigtail 0.9 mm with SC/APC connector. Length 1.5 m	25
--------	------------------	---	----

See the complete OPENETICS range on page 135

FIBER TERMINAL BOX AND ADAPTORS

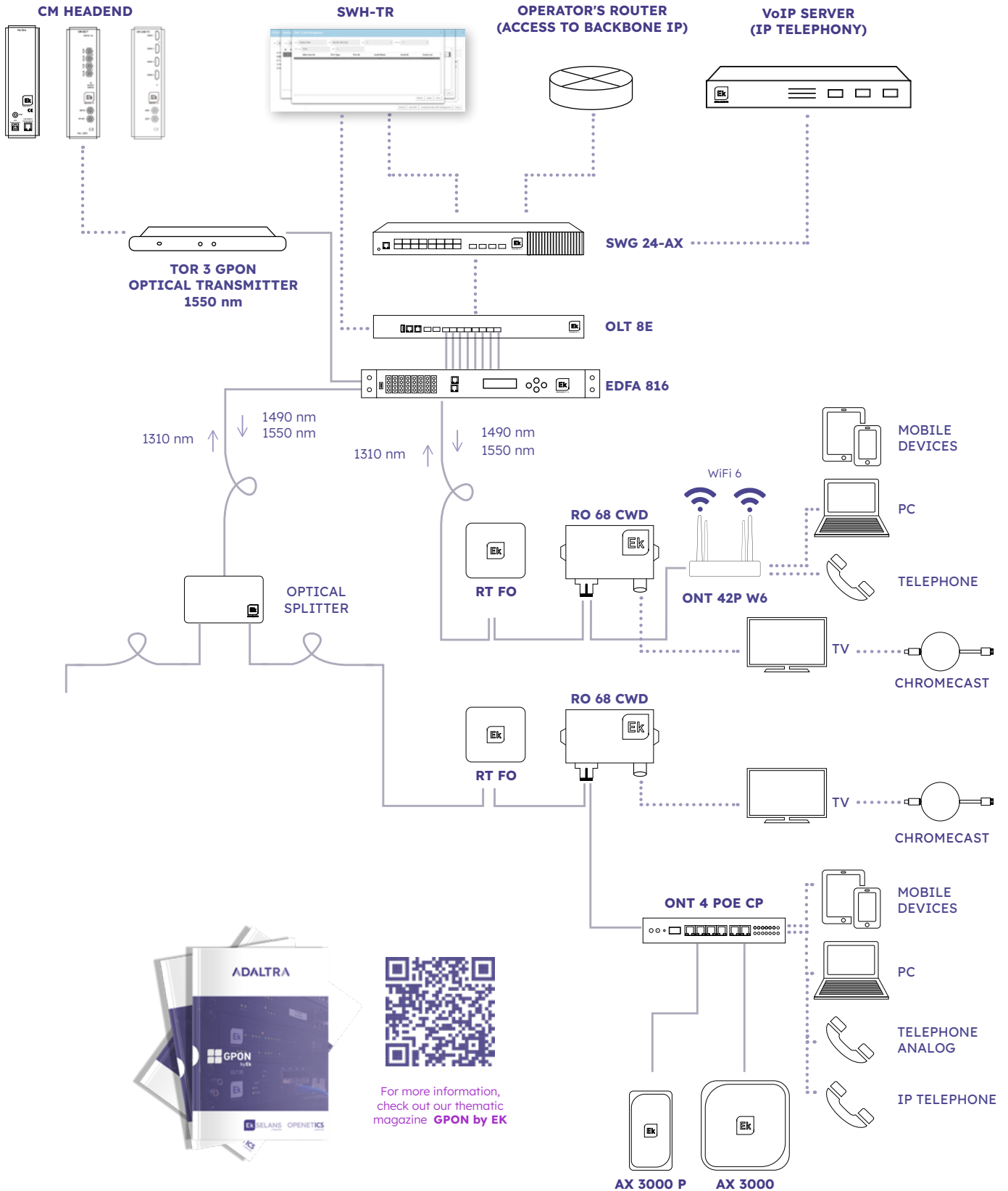
361101	RT FO	Fiber terminal rosette for SC/APC adapters. Adapters not included. Compatible with universal flush-mounted registers	1/25
363001	OP A SCAPC S	SC/APC simplex adapter with mounting tabs	50/2000
363002	OP A SCAPC S W	SC/APC simplex adapter without fixing tabs for SC KJ	50/2000
363003	OP A SCAPC AD	Simplex SC/APC adapter with dust cover without fins	25/2000
363011	OP TP AD S	Plug for unused hole (in case of a single adapter) in RT FO / for telescopic tray front panel with SC connector.	100
366001	OP PFF 45	45mm heat-shrinkable protectors for splices. Bag of 50 units	1

FIBER CONNECTOR

363021	E CM SA	SC/APC mechanical connector for single-mode fiber	10/100
--------	----------------	---	--------

See the complete OPENETICS range on page 134

GPON BY EK: FTTH / FTTR FIBER OPTIC NETWORKS SOLUTION



For more information, check out our thematic magazine **GPON by EK**

09

EKSELANS / ADALTRA

SIGNAL METERS



METEK HDD



DD2400

DD2400	DD2400	Professional field meter for DVB-T/T2 - S/S2 -C. Dolby DD+	1
241006	C MTK	Calibration service	1
165011	AFF HQ	High-Precision F Female to F Female Adapter	25
240009	FA MK	Replacement power supply	1
241004	BLMK	Replacement carrying bag	1
241005	CNMK	Replacement strap	1

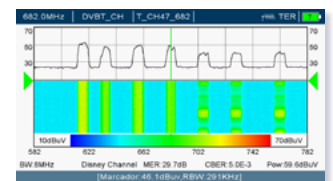


NOW WITH
DATALOGGER
INCLUDED *

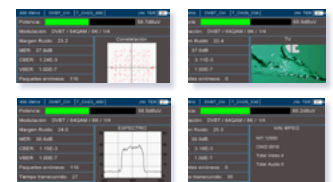
* Free update for Ek clients



Main menu



Spectrogram. Identification of the evolution of signals



Various modes of display combination

- DVB-S2/S,DVB-T2/T,DVB-C Demodulation and analysis
- High-resolution 7-inch TFT-LCD screen
- High quality DSP Spectrum from 50-2200MHz with 50dB of onscreen dynamic range
- Supports HEVC(H.265), H.264 and MPEG2 decoding, SD & HD
- Single F Male connector input featuring a fully automatic attenuator with channel power of up to 120dBµV in 5dB steps
- Measures Channel power, Noise margin, MER, CBER, VBER, TS Errors, Constellation
- RF power supply from 5 to 24V, in 1V steps
- Supports Dseqc 2.0, SATCR and DCSS
- Special spectrum modes (Max Hold, Spectrogram) for interference detection and LTE Measuring
- Efficient and user friendly User Interface
- Full TS recording to external USB drive
- Standard 6h battery life per charge
- Supports automatic adjustment of screen brightness
- Supports spectrum + TV decoding, and spectrum + MPEG information simultaneously
- Standby mode for instant power on
- Multi-function wheel navigation
- Screen capture to external USB drive with a dedicated button
- SAT support, TP update separately via USB or FTP (WiFi)
- Firmware updates through USB or FTP (WiFi)
- EAC3 Dolby DD + codec
- Includes a second transport belt
- USB memory for capture storage

10

EKSELANS / ADALTRA

EKOAX AND GIGAEKOAX INTERNET OVER COAXIAL



EKOAX (INTERNET OVER COAXIAL)

SINGLE MASTER HOME SOLUTION



IPC-BMH

250015	IPC-BMH	Plug&play mini-master module for WiFi and IPTV extension in homes. Transmission frequency 7.5 to 65MHz. Output level 115dBµV. 12Vdc plug-in power supply included. Maximum connection 6 x IPC-S / IPC-S2 /IPC-S3	1/80
--------	----------------	--	------



IPC M300

IPC-M2

MASTER PROFESSIONAL SOLUTION

250003	E IPC-M2	Master headend module for 1 Gbps data and HDTV transmission over coaxial cable. Mix of terrestrial/cable channels. IPTV compatible. Transmission frequency: 7.5-65 MHz. Output level: 120 dBµV. 12 VDC plug-in power supply included.	1
--------	-----------------	---	---

132001	MI RP	5-65MHz / 85-2150MHz mixer / demixer	10/100
--------	--------------	--------------------------------------	--------

USER UNIT

250013	IPC-B MINI	EKOAX slave module for coaxial data reception. RF in. 1 LAN port	1/80
--------	-------------------	--	------



IPC-B MINI



MI RP

IPTV EXTENDER KIT

250028	N KIT GIGABOX	Kit for IPTV and internet extension via coaxial cable, with Gbps capacity	1
--------	----------------------	---	---

250022	KIT IP	Kit for IPTV extension over coaxial	1
--------	---------------	-------------------------------------	---

250023	E KIT IP-W	Kit for IPTV and WiFi extension over coaxial	1
--------	-------------------	--	---

250025	KIT IP AC	Kit for IPTV and WiFi AC extension over coaxial	1
--------	------------------	---	---

EKOAX PLUS

250019	IPC M300	EKOAX PLUS master headend module for coaxial data transmission. RF mixing. Frequency: 7.5 - 65 MHz. Output level: 115 dBµV. Self-powered 230VAC	1
--------	-----------------	---	---

250021	IPC AC	EKOAX PLUS slave module for data reception via coaxial cable. RF in/out. WiFi b/g/n/AC 2.4/5 GHz, 4 LAN ports. 2 antennas. 300 Mbps (2.4 GHz) / 800 Mbps (5 GHz)	1/20
--------	---------------	--	------

311008	EK SOP	Server support and commissioning	1
--------	---------------	----------------------------------	---

GIGAekoax

250026	GIGABOX	Intelligent master/slave module for coaxial data reception. RF in/out. Maximum 16 devices. Transmission frequency. 5-100MHz. 1 Gigabit port	1/20
--------	----------------	---	------

132003	MI RP GB	Mixer/demixer for GIGAekoax. TV (120-2150 MHz) / DATA (5-100 MHz). Pass-through loss: 1dB (TV) / 0.5dB (DATA)	1/10/100
--------	-----------------	---	----------

GIGAekoax



GIGABOX

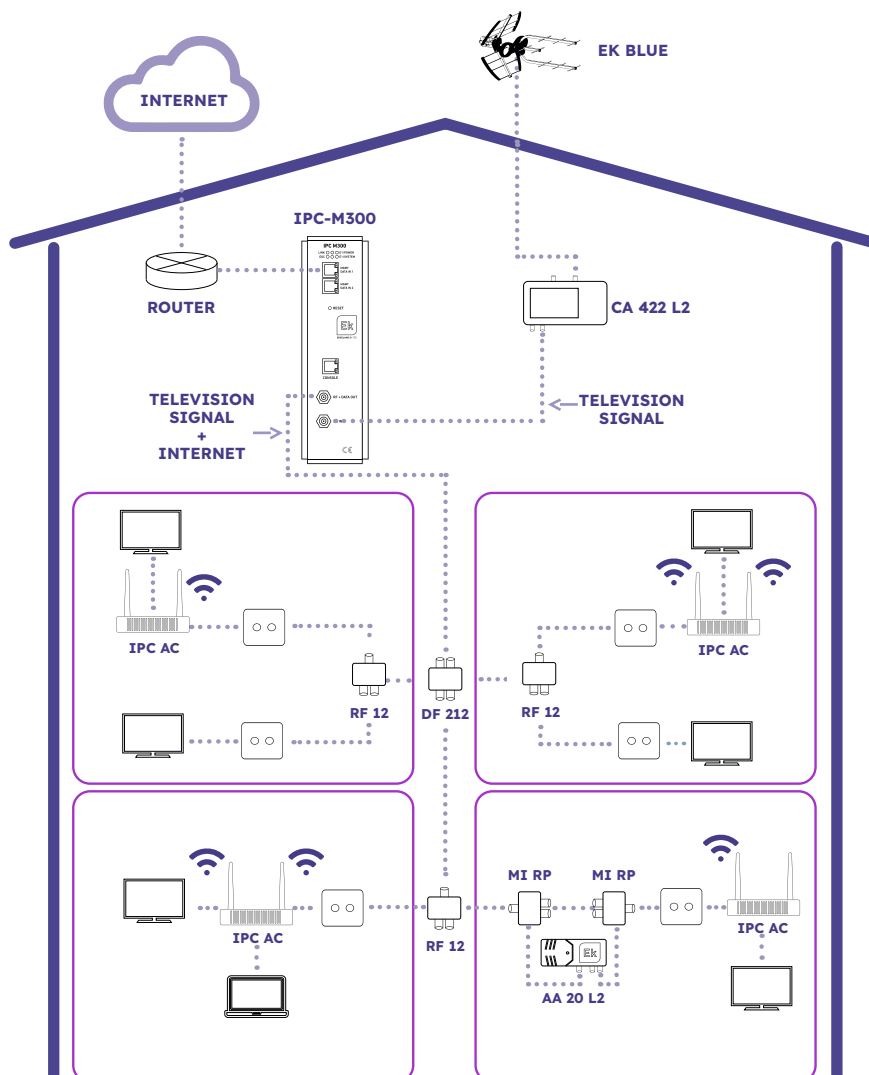
The EKOAX PLUS system from Ekselans by ITS have been specially designed to convert the coaxial network into a data EKOAX PLUS equipment allows to transmit and receive the internet signal through the existing coaxial cable of a television installation, without the need to intervene on the infrastructure.

Simply by adding a master head unit (IPC-M2 / IPC-M300) and a user equipment (IPC-S2 / IPC24 / IPCAC) at each point to which the internet signal is to be carried, the television installation can be updated to transmit IP data with high speed. The user device also acts as a WiFi router so you can create a wireless network easily and with quality wherever the IPC S2 / 24 / AC comes installed.

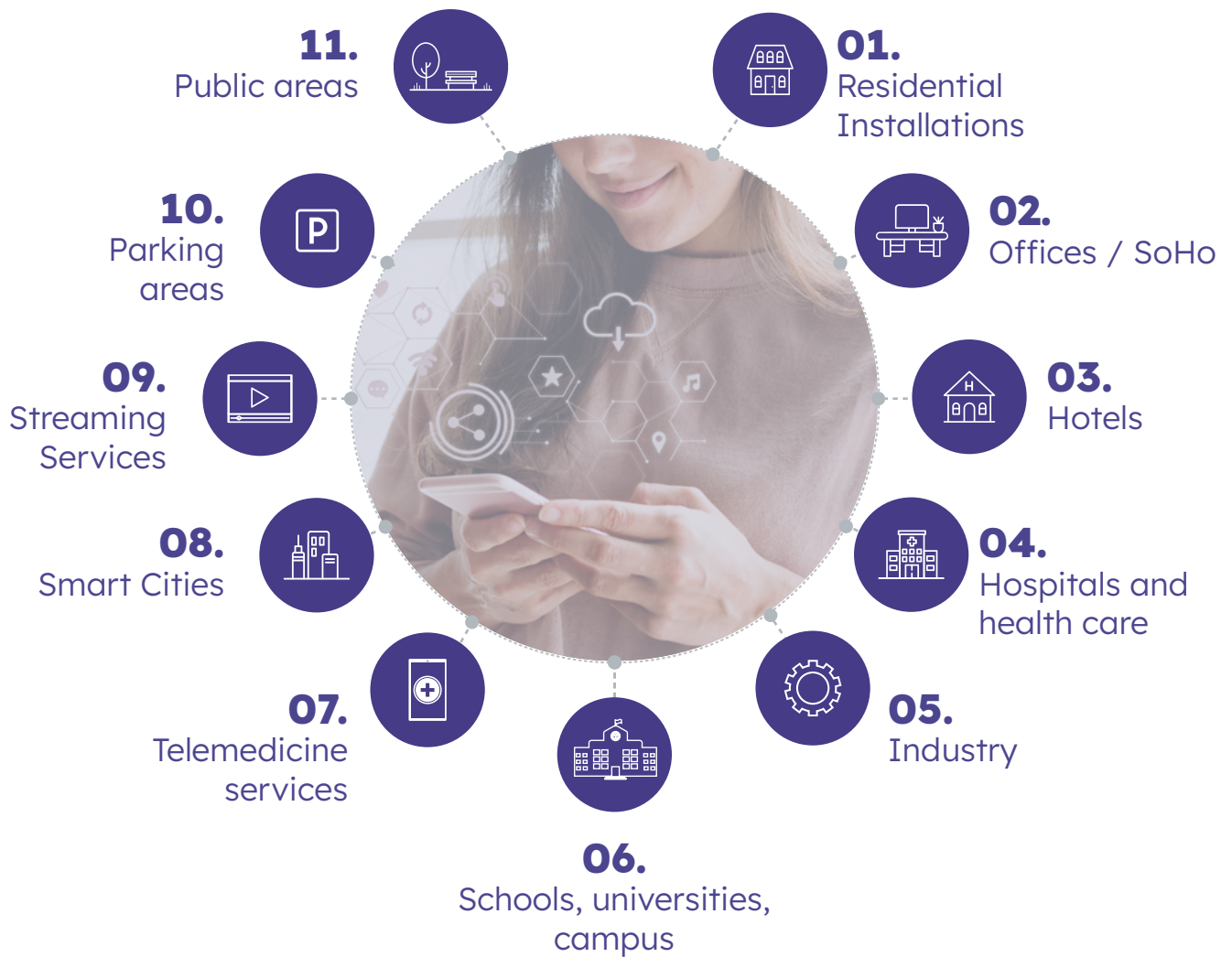
A single master device allows managing up to 253 user equipment with encrypted communications with each of them. It is also possible to increase the number of user devices using the same network, simply by installing new master equipment in parallel.

GIGA EKOAX THE EVOLUTION TO 1 Gbps COMMUNICATION OVER COAXIAL CABLE

GIGA EKOAX is the new technology that allows very high-speed transmission through coaxial cables. The Gigabox equipment is a smart device that can be installed as a primary or secondary device, detecting automatically what is its function in the installation. With a maximum of 16 devices per installation (1 primary + 15 secondary), Gigabox performs in the 5 to 100 MHz frequency band for true maximum connection of 1 Gbps.



WiFi NETWORK APPLICATIONS



WiFi RANGE PRODUCTS



WiFi ACCESS POINTS SYSTEM



EK CLOUD



CLOUDPRO



MOBILE APPS



CONTROLLERS



SWITCHES



HOTSPOT



LAN CABLES & ACCESSORIES

11

EKSELANS / ADALTRA

WiFi, SWITCHES, 4G ROUTERS AND LAN CABLES





WiFi SERIES



AX 3000



AX 8800



AX 3000P




AX 3000 OLP



UC-AX



SWG 24-AX



SW10G 48-AXL3



For more information, see our GAMA AX

WiFi ACCESS POINTS SYSTEM

CEILING ACCESS POINTS

331019 **AX 3000** WiFi 6 (802.11ax) indoor access point, 3000 Mbps. 1G PoE-IN port + 1G/2.5G SFP uplink port. Power: PoE 48 VDC / DC-IN. 1

331026 **AX 8800** WiFi 6 access point (IEEE 802.11ax). Four dual-band radios, 8642 Mbps total throughput. 5GE PoE input port + 2.5GE SFP uplink port. Power: PoE 48 VDC (IEEE 802.3bt/at/af) or DC-IN 54 VDC. 10 spatial streams. Compatible with CloudPro and mobile apps. 1

WALL ACCESS POINTS

331020 **AX 3000P** WiFi6 (802.11ax) 3000Mbps access point. 1 PoE 1GE input port + 4 GE ports (1 PoE output). PoE IN 48Vdc./ DC-IN. 1

OUTDOOR ACCESS POINT

331021 **AX 3000 OLP** WiFi6 (802.11ax) 3000Mbps access point. 1G PoE input port + 1G/2.5G SFP uplink port. 1 console port. PoE IN 48Vdc./ DC-IN. 1

CONTROLLERS

331022 **UC-AX** High-performance controller for WiFi networks. Up to 32 AX range access points (64 for the AX 3000P reference). 1

331023 **UC AX L16** 16-license expansion pack for the AX range (32 for the AX 3000P reference).

331024 **UC AX L32** 32-license expansion pack for the AX range (64 for the AX 3000P reference).

331025 **UC AX L1128** 128-license expansion pack for the AX range (256 for the AX 3000P reference).

SWITCHES POE GESTIONABLES

334201 **SWG 24-AX** Manageable switch 24 GE PoE+ ports and 4 SFP ports. IGMP snooping. Compatible with cloudPRO and apps. 1

331027 **SW10G 48-AXL3** Manageable switch 48 ports 10/100/1000. 4 ports SFP 10GE. POE+ up to 405W. IGMP snooping. Compatible with cloudPro and APPs. 1

SFPS 10 Gbps

310055 **SFP10G-MM** SFP+ 10GBASE-SR, LC connector, 850 nm, multimode (MM), up to 300 m, from 0° to +70 °C. 1

310056 **SFP10G-SM** SFP+ 10GBASE-LR, LC connector, 1310 nm, single mode (SM), up to 20 km, 0° to +70 °C. 1

SFPS Gbps

2187 **2187** SFP 1000Base-SX, LC connector, 850nm, multimode (MM), up to 550m, from 0° to +70°.

2186 **2186** SFP 1000Base-LX, LC connector, 1310nm, single mode (SM), up to 20km, from 0° to +70°.

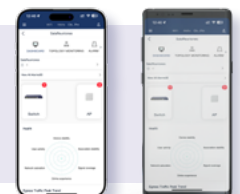
SFPS 2,5 Gbps

310057 **SFP2G5-SM** SFP 2.5G, LC connector, duplex fiber, 1310 nm, up to 20 km in single mode (SM), from 0° to +70 °C. 1



MOBILE APPLICATIONS

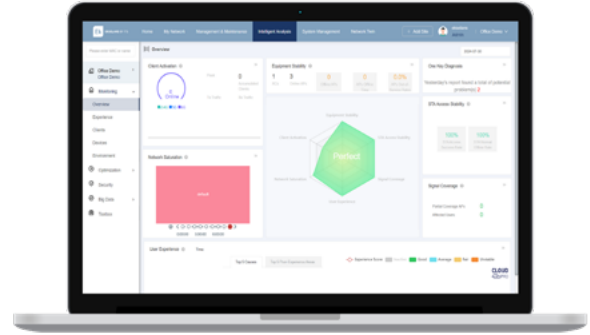
Manage your WiFi network quickly and easily with our apps for iOS and Android.





UNIFIED CLOUD-BASED WIFI NETWORK MANAGEMENT PLATFORM

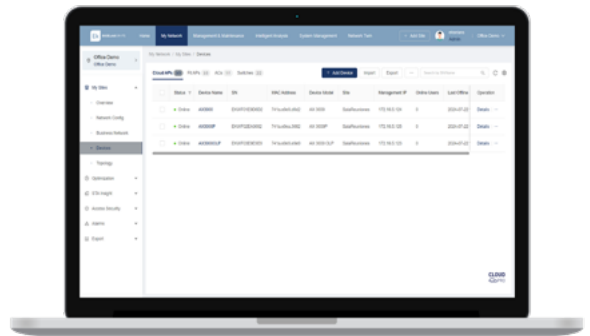
For more information:
www.ek.plus/



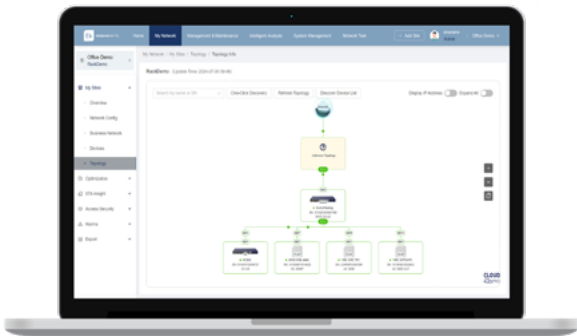
Enables the design, deployment, configuration, operation, and real-time analysis of WiFi networks



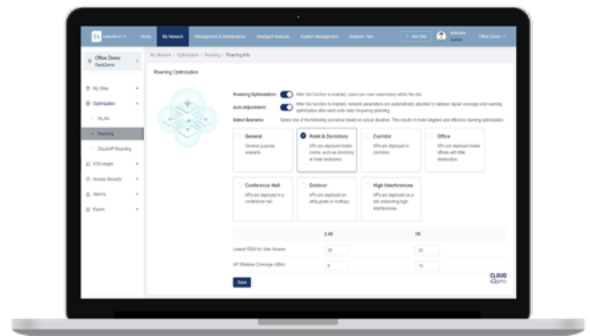
Includes a WiFi network design and planning tool (site survey and heat maps)



Remote execution of monitoring and diagnostic tasks for device connection status, configuration deployment, firmware updates, equipment reboots, and more



Automatic network provisioning option with auto-identification of the network topology



Network optimization and smart roaming between devices



For more information, check out our thematic magazine **AX WiFi SERIES RANGE**



WiFi SERIES



TR 300W6



TR 3000W6 OLP



UC MINI



UC TRB



POE 48



ODU LTE 4G

INDOOR ACCESS POINTS - PROFESSIONAL SERIES TR HIGH CONCURRENCY

331017	TR 3000W6	WiFi 6 2.4/5GHz access point. 3000Mbps (600 + 2400Mbps), 24dBm, WiFi 802.11 b/g/n/ac/ax 2 GE ports, PoE 48V. Wave2. High concurrency	1/10
--------	------------------	--	------

INDOOR ACCESS POINTS - PROFESSIONAL TR SERIES

331006	TR 750	2T2R access point, 2.4GHz/5GHz, 750Mbps, 27dBm, WiFi 802.11 b/g/n/ac, 2 ports, PoE 48V. Wave2	1
331007	TR 1200	2T2R access point, 2.4GHz/5GHz. 1200Mbps, 30dBm, WiFi 802.11 b/g/n/ac, 2 ports, PoE 48V. Wave2	1

OMNIDIRECTIONAL OUTDOOR ACCESS POINTS - PROFESSIONAL TR SERIES

331008	E TR 1200 OLP	Omnidirectional outdoor access point. 27dBm, 2 ports 10/100/1000, 1200Mbps. WiFi 802.11 b/g/n/ac. 2.4/5GHz. PoE 48Vdc	1/10
331018	TR 3000W6 OLP	Omnidirectional outdoor access point. 27dBm, 2 ports 10/100/1000, 3000Mbps. WiFi 6. 2.4 / 5GHz. PoE 48Vdc	1/10

LAN CONTROLLER - PROFESSIONAL TR SERIES

-	CSW	Control and provisioning unit installable on PC. Offline version. Available at www.ek.plus/software	-
331009	UC MINI	Desktop control and provisioning unit. Powered by PC or included power supply. Maximum 50 access points	1
331002	UC TRB	Desktop control and provisioning unit. Includes power supply. Maximum 300 access points	1
331003	UC TR	Modular CM format control and provisioning unit. Maximum 300 access points	1
331010	UC RACK	19" rack-mount control and provisioning unit. Maximum 300 access points	1

INDOOR ACCESS POINTS - AP SERIES

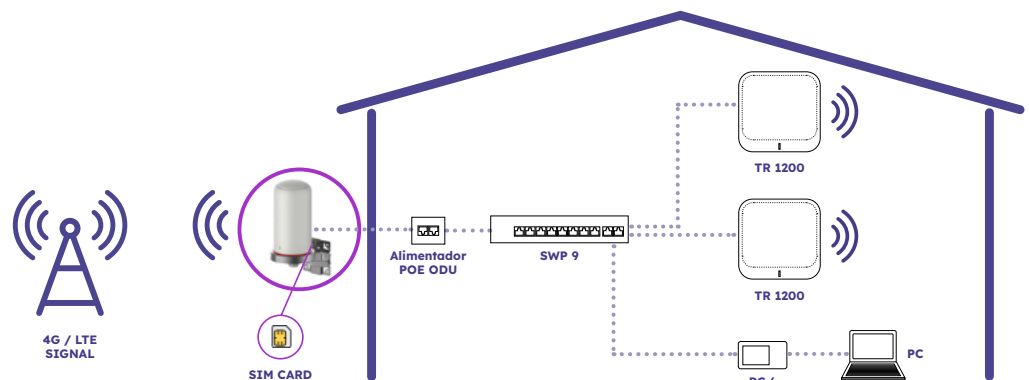
330004	AP 300 LP	2T2R access point, 2.4GHz. 300Mbps, 23dBm, WiFi 802.11 b/g/n, 1 port, 24V PoE, injector included	1/20
--------	------------------	--	------

POE INJECTORS

332001	POE 24	24Vdc/1A 10/100Mbps PoE injector	1/100
332002	POE 48	48Vdc/0.5A 10/100/1000Mbps PoE injector	1/90

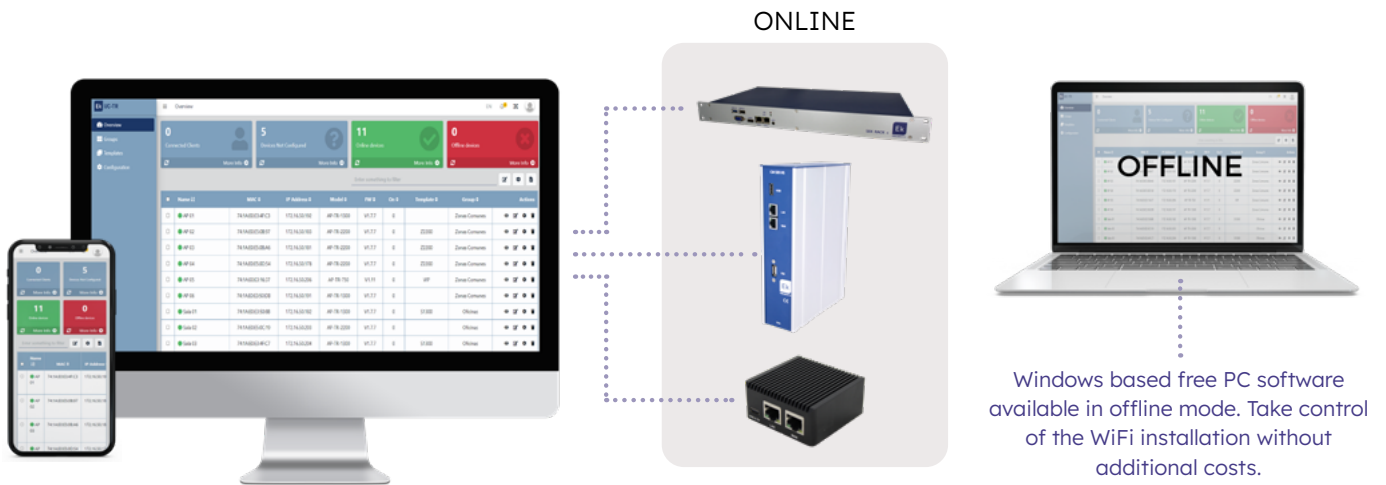
OUTDOOR 4G ROUTER - ODU

333014	ODU LTE 4G	Omnidirectional LTE 4G Cat 16 outdoor router with bracket included. TDD DownLink 700Mbps UpLink 30Mbps. FDD DownLink 900Mbps UpLink 150Mbps. PoE in: 19V/1.26Amp. PoE source included	1/48
--------	-------------------	---	------



TR PROFESSIONAL SERIES CONTROLLERS

UC-XX controllers, available in different models and modes, offer simple, efficient, secure and centralized control of the professional TR range WiFi access points infrastructure. Suitable for any type of installation and client, makes maintenance tasks easy for IT personnel.



Windows based free PC software available in offline mode. Take control of the WiFi installation without additional costs.

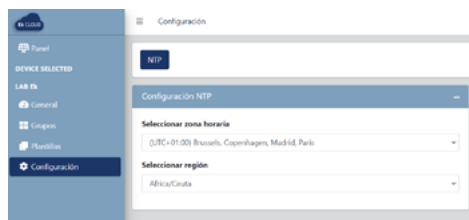
REAL TIME NETWORK STATUS **ALERTS**

Name	MAC	IP Address	Model	FW	Os	Template	Group	Actions
AP 01	74-1AED-E3-4F-C3	172.16.50.192	AP-TR-1300	V1.7.7	0		Zonas Comunes	[Icons]
AP 02	74-1AED-E3-08-97	172.16.50.183	AP-TR-2200	V1.7.7	0	22000	Zonas Comunes	[Icons]
AP 03	74-1AED-E5-08-A6	172.16.50.181	AP-TR-2200	V1.7.7	0	22000	Zonas Comunes	[Icons]
AP 04	74-1AED-E5-0D-54	172.16.50.178	AP-TR-2200	V1.7.7	0	22000	Zonas Comunes	[Icons]
AP 05	74-1AED-E3-16-37	172.16.50.206	AP-TR-250	V1.11	0	VM	Zonas Comunes	[Icons]
AP 06	74-1AED-E3-5D-D6	172.16.50.191	AP-TR-1300	V1.7.7	0		Zonas Comunes	[Icons]
Sala 01	74-1AED-E3-5D-B8	172.16.50.182	AP-TR-1300	V1.7.7	0	51300	Oficinas	[Icons]
Sala 02	74-1AED-E5-0C-V9	172.16.50.203	AP-TR-2200	V1.7.7	0		Oficinas	[Icons]
Sala 03	74-1AED-E3-4F-C7	172.16.50.204	AP-TR-1300	V1.7.7	0	51300	Oficinas	[Icons]

- ✓ Intuitive and complete system supervising
- ✓ Create device groups
- ✓ Template creation
- ✓ Bulk configuration of the WiFi access points
- ✓ Global firmware upgrade
- ✓ Real-time monitoring
- ✓ Alerts

TR ACCESS POINTS VISUAL MANAGEMENT AND CONFIGURATION

EK CLOUD FOR PROFESSIONAL SERIES TR



- ✓ Remote management of the installation without opening ports on the router
- ✓ Control of multiple installations with a single user account
- ✓ Own cloud server under Ek control
- ✓ Compatible with all models of Ek Online controller
- ✓ Simple and intuitive management interface
- ✓ No added costs



Nombre del dispositivo	Tipo	Número de serie	Acciones
Hotel 1	UC MINI	EK-UCTR1000000004	[Icons]
Hotel 2	UC MINI	EK-UCTR1000000006	[Icons]
Hotel 3	UC MINI	EK-UCTR1000000005	[Icons]
Hotel 4	UC MINI	EK-UCTR1000000008	[Icons]
Hotel 5	UC MINI	EK-UCTR1000000007	[Icons]
LAB Ek	VM	EK-UCTR1000000099	[Icons]



*For online controllers



SWG 24 L2



SWP 5



SWP 26



SW8 P



SW16 M

EK ROLLER



CLUR 6 CCA



MINIMCD-1GSC20K



INPD-1G60 montado en carril DIN

SWITCHES

MANAGED SWITCH

334200	SWG 24 L2	Layer2+ Ethernet switch. 24 x Gb Ethernet ports + 4 x SFP. 1Gbps. IGMP snooping.	1/5
--------	------------------	--	-----

UNMANAGED POE SWITCHES

334001	SWP 5	4-port PoE switch. 10/100/1000Mbps. PoE IEEE802.3af/at. 1 10/100/1000Mbps uplink port, 1 SFP uplink port. 96W	1/10
334002	SWP 9	8-port PoE switch. 10/100/1000Mbps PoE IEEE802.3af/at. 2 10/100/1000Mbps uplink ports, 120W	1/10
334003	SWP 26	24-port PoE switch. 10/100/1000Mbps. PoE IEEE802.3af/at. 2 10/100/1000 Mbps uplink ports. 2 SFP uplink ports	1/10

UNMANAGED GIGABIT SWITCHES

*Availability: **December 2025**

334100	SW5 BP	5-port Ethernet switch. 10/100/1000. Plastic housing	1/50
334103	N SW8 P*	8-port 10/100/1000 Ethernet switch. Plastic housing	1/50
334101	SW8 M	8-port Ethernet switch. 10/100/1000. Metal housing	1/50
334104	N SW16 M*	16-port Ethernet switch 10/100/1000. 19" rack	1/5
334102	SW24 M	24-port Ethernet switch. 10/100/1000. 19" rack	1/5

LAN CABLE

LAN Cable CAT6 EK ROLLER

390017	CLUR 6 CCA	CAT6 U/UTP CCA CPR Eca LAN cable, 305m wooden reel for EK ROLLER	305 10.980 21.960
390016	CLUR 6 CCA 100	CAT6 U/UTP CCA CPR Eca LAN cable, 100m reel for EK ROLLER	400 7200 14400
390028	N CLUR 6N CCA	CAT6 U/UTP CCA PE black CPR Fca LAN cable, 305m reel for EK ROLLER	305 10.980 21.960

LAN Cable CAT6A EK ROLLER

390024	CLUR 6AB	U/UTP Cat-6A CPR B2ca CU LSZH white data cable. 305m wooden reel for EK ROLLER	305 10.980 21.960
--------	-----------------	--	-------------------------

INDUSTRIAL SWITCHES AND MEDIA CONVERTERS

MEDIA CONVERTERS*

314001	N MINIMCD-1GSC20K	Mini industrial media converter 10/100/1000 to 1000 Base-X, SM SC connector 20km. Power supply not included.	1
314002	N MINIMCD-1GSFP	Mini industrial media converter 10/100/1000 to 100/1000 Base-X, SM SFP connector. Power supply not included.	1
314003	N MINIMCD-1G-P60SFP	Mini industrial media converter 10/100/1000 to 100/1000 Base-X SFP, POE output 60W. Power supply not included	1
314004	N MINIMCD-1G-P90SFP	90 W industrial PoE mini media converter, 1 1000BASE SFP port + 1 10/100/1000BASE-T port with PoE 802.3bt, SC fiber port, single mode, 1310 nm, 20 km. Power supply not included.	1
314005	N INPD-1G60	60 W industrial 1.25G PoE++ injector, 12-48 VDC input. Power supply not included.	1
314006	N MINIMCD-10GSFP	10G Base-T to 10G Base-R media converter, SFP+ ports. SFP+ modules not included.	1
314012	N MC-1G-P30-20K	PoE injector, 1xRJ45, 1xSC, 10/100/1000 Mbps, IEEE 802.3at, PoE+ power: 30 W, single-mode duplex fiber, 20 km.	1



MINIMC-1GSC20K



MICROMC-1GSC20K



MicroMC-1GSFP



SWD 5P-1G



SWD 4P-20K



SWD 10P-1G



SWD 8P-20K

314007	N MINIMC-1G-P6020K	60 W industrial PoE mini media converter, 1 SC 1000BASE port + 1 10/100/1000BASE-T port, single mode 20 km, DIN rail.	1
314008	N MINIMC-1G-P9020K	90 W industrial PoE mini media converter, 1 SFP 100/1000BASE-X port + 1 10/100/1000BASE-T port. SFP module not included. DIN rail. Power supply not included.	1
314009	N MICROMC-1GSC20K	Micro media converter, from 10/100/1000Base-Tx to 100/1000Base-Fx SC, single-mode, 20 km.	1
314010	N MICROMC-1GSFP	Micro media converter, 10/100/1000Base-T to 100/1000Base-X, with SFP slot.	1
314011	N MINIMC-1GSC20K	10/100/1000Base-T to 1000Base-F SC media converter, single mode 20 km.	1

See the complete OPENETICS range on page 136
 *Available upon request (15 days)

UNMANAGED SWITCHES*

334601	N SWD 5-1G	5-port 10/100/1000T Gigabit industrial Ethernet mini switch. Power supply not included.	1
334602	N SWD 10-1G	10-port 10/100/1000T Gigabit industrial Ethernet mini switch. Power supply not included.	1
334603	N SWD 4-20K	Industrial Ethernet switch, 1 port 1000BASE SC + 4 ports 10/100/1000BASE-T, SC fiber port, single mode, 1310 nm, 20 km. Power supply not included.	1
334604	N SWD 8-20K	Industrial Ethernet switch, 1 1000BASE SC port + 8 10/100/1000BASE-T ports, SC fiber port, single mode, duplex fiber. Power supply not included.	1
334501	N SWD 5P-1G	Mini industrial PoE switch with 4 ports 10/100/1000BASE-T 802.3at + 1 port 10/100/1000T. Power supply not included.	1
334502	N SWD 10P-1G	Mini industrial PoE switch with 8 10/100/1000T 802.3at ports + 2 10/100/1000T ports. Power supply not included.	1
334503	N SWD 4P-20K	Industrial PoE switch, 1 port 1000BASE SC + 4 ports 10/100/1000BASE-T 30W IEEE 802.3at, SC fiber port, single mode, 1310 nm, 20 km. Power supply not included.	1
334504	N SWD 8P-20K	Industrial PoE switch, 1 1000BASE SC port + 8 10/100/1000BASE-T 30W IEEE 802.3at ports, SC fiber port, single mode, 1310 nm, 20 km. Power supply not included.	1
334605	N SWD 16P-4SFP	Industrial switch with 16 10/100/1000Base-TX ports and 4 1000Base-FX ports. Power supply not included.	1

*Available upon request (15 days)

MANAGEABLE SWITCHES*

334401	N SWG 8-2SFP	L2+ industrial Ethernet switch, 8 10/100/1000T ports + 2 1000X SFP ports, standalone. Power supply not included.	1
334402	N SWG 8P-2SFP	Industrial L2+ PoE Ethernet switch, 8 10/100/1000T 802.3at ports + 2 1000X SFP ports. Power supply not included.	1
334403	N SWG 16-4SFP	L2+ industrial switch with 16 10/100/1000Base-T ports + 4 1000Base-X SFP ports. 10/100/1000 Mbps RJ45 ports with full/half duplex, auto-negotiation, and Auto MDI/MDIX. Easy management via USB-C. Power supply not included.	1
334404	N SWG 16P-4SFP	Industrial L2+ PoE switch with 16 10/100/1000Base-T ports + 4 1000Base-X SFP ports. RJ45 ports 10/100/1000 Mbps (full/half duplex, auto-negotiation, Auto MDI/MDIX), IEEE 802.3af/at. DIP: VLAN, ring management, PoE reset, and PoE network up to 250m. Power supply not included.	1

*Available upon request (15 days)



FACD 2424W



FACD 4875W

POWER SUPPLIES*

336003	N FACD 2424W	DIN 24W/24V 1A power supply	1
336004	N FACD 4875W	DIN 75W/48V 1.6A power supply	1
336005	N FACD 48120W	DIN 120W/48V 2.5A power supply	1
336006	N FACD 48240W	DIN power supply 240W/48V 5A	1
336007	N FACD 48480W	DIN 480W/48V power supply	1

*Available upon request (15 days)

SFP INDUSTRIAL TRANSCEIVERS

310053	N SFP125-MM	Gigabit Ethernet SFP module (1.25 Gb/s), 1000 BASE-SX, LC connector, duplex fiber, 850 nm; 550 m in 50 μ m multimode fiber, 220 m in 62.5 μ m multimode fiber, -40 to 85 °C.	1
310054	N SFP125-SM	Gigabit Ethernet SFP module (1.25 Gb/s), 1000 BASE-LX/LH, LC connector, duplex fiber, 1310 nm, 20 km in standard single-mode fiber, -40 to 85 °C.	1



- ✓ **Compact industrial design:** Format adapted for DIN rail installations or confined spaces.
- ✓ **High compatibility:** Media conversion from 10/100/1000Base-T to 1000Base-X (SC or SFP), adaptable to multimode and single-mode fiber optic networks.*
- ✓ **Advanced PoE support:** Models with PoE and PoE+ output up to 90W, compatible with IEEE 802.3af/at/bt, ideal for powering cameras, access points, or industrial sensors.*
- ✓ **Long range:** Data transmission up to 20 km over single-mode fiber optic cable, ideal for interconnecting devices over long distances.*
- ✓ **Extended temperature range:** Stable operation in extreme environments, from -40°C to +80°C.*
- ✓ **Reliability and robustness:** Electronics protected against overloads, voltage spikes, and adverse conditions typical in industrial environments.

* Depending on the model

APPLICATION ENVIRONMENTS



INDUSTRIAL
AUTOMATION



IP VIDEO
SURVEILLANCE



SMART CITIES AND IoT



TRANSPORTATION AND
INFRASTRUCTURE

12

EKSELANS / ADALTRA

HOTSPOT





HS BASIC



CM HS



HS RACK

HOTSPOT by EK

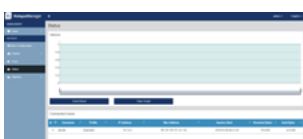
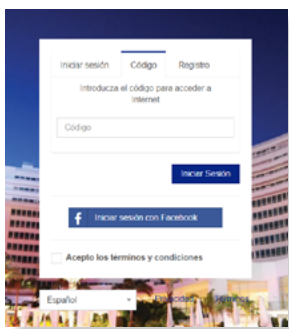
280025	HS BASIC	Professional HotSpot with captive portal solution and network auditing. Maximum 50 simultaneous users. Power supply included	1
280024	CM HS	Professional HotSpot with captive portal solution and network auditing. Compatible with CM Headend	1
390011	HS RACK	Professional HotSpot with captive portal solution and network audit. 19" rack format for 400 users	1
390021	HS RACK +	Professional HotSpot with captive portal solution and network audit. 19" rack format for 2000 users	1
280104	N AUD +	Optional software module for advanced network auditing	1
280058	IPMS	Graphical configuration interface for PMS connection via Char	1
311008	EK SOP	Server support and commissioning	1

PROFESSIONAL CAPTIVE PORTAL AND WIFI NETWORK AUDIT

The professional Ekselans by ITS HotSpot has been designed for installation in business and hotel environments, as well as in any public WiFi network where user authentication and activity registration are required.

Through a simple configuration, the installer is able to define all the necessary parameters to offer various methods of accreditation in WiFi networks (direct registration, email with verification check, tickets with pre-defined passwords, social networks, ...). Likewise, the system allows to define user profiles for assignment of times and connection speed.

In addition to the captive portal, the HotSpot by EK offers a powerful network audit system that allows analyzing internet consumption statistics by connection and user, as well as registering and storing the activity of the different users connected to the WiFi network (device identification, visited domains, connection times, ...), all in strict compliance with the new regulation



Captive portal

- Simple configuration of the welcome page
- Various access systems: direct registration, tickets with personalized passwords, social networks (Facebook)
- Possibility of defining fields for the access form (name, nationality, room, email, ...)
- Access functionality with email verification system
- Definition of bandwidth and maximum connection time per session
- Creation of websites whitelists
- Possibility of connection to ticket printer for passwords

Network audit and activity registration

- Activity log of users connected to the WiFi network
- Internal storage of important information such as devices MAC addresses, visited domains, connection times to each domain,...
- Usage statistics of internet resources per user
- Possibility of defining an external cloud back-up (Dropbox, Google Drive, ...)

Integration with PMS


- HotSpot integration option with the hotel's PMS through the CHAR system

13

EKSELANS / ADALTRA

SENSORS, IoT





LoRa sensors for the SONDEK solution

420001	HRD	LoRa IoT node. Central reception of data transmitted from MPD	1
422000	MPD	LoRa sensor node with connector for external probes. Temperature, humidity, and atmospheric pressure sensor included.	1
421000	STH	Modular temperature and humidity probe. Includes 1.5m connection cable	1
421003	SCO2	Modular carbon dioxide (CO2) probe. CO2+T+H+Pressure. Includes 1.5m connection cable.	1
421004	SCO	Modular carbon monoxide (CO) probe. Includes 1.5 m connection cable	1
421005	SO2	Modular oxygen (O2) probe. O2+T+Pressure. Includes 1.5 m connection cable.	1
421006	STC	Modular contact temperature probe. Includes 1.5 m connection cable.	1
421007	CPS	Protective box for outdoor installation Sondek	1
422001	CPM	Door/window contact	1
420002	MRL	LoRa repeater module	1

* The battery life will vary depending on the added modular sensors.



SONDEK: Professional Sensor System for Residential, Industrial, and Tourist Environments.

SONDEK allows for the creation of a technological infrastructure within a building, regardless of its intended purpose, to monitor various environmental and consumption parameters with the aim of improving habitability, energy efficiency, and the well-being of the environment.

SONDEK system is composed of various detectors designed to capture and measure a wide range of environmental parameters: carbon dioxide (CO₂), carbon monoxide (CO), oxygen (O₂),

temperature, humidity, and atmospheric pressure. Its main function is to collect precise information on these variables and transmit them in real-time using LoRa® technology to different modular nodes (MPDs), which in turn communicate with a central gateway (HDR - IoT Node). It is this IoT Node that securely stores all environmental factors for data analysis, allowing for the identification of patterns and the implementation of preventive or corrective measures, even automatically.

SONDEK sensors are designed for easy installation and offer advantages such as automatic linking with the modular node and a self-configuration procedure for measurement transmission cycles. The IoT Node (HDR) stores data locally in real-time, with the option of communication with a cloud system. Additionally, it provides access to city infrastructures (Smart Cities) that have implemented building metadata analysis.

APPLICATION ENVIRONMENTS



RESIDENTIAL BUILDINGS



HOTELS AND RESORTS



HOSPITALS AND HEALTHCARE SECTOR



FACTORIES AND INDUSTRIAL WAREHOUSES,



SUPERMARKETS



AGRICULTURE



PUBLIC SPACES

Advantages of SONDEK Sensors

- ✓ LoRa® Technology
- ✓ Low power consumption
- ✓ Long battery life (between 5 and 8 years)
- ✓ High tolerance to interference
- ✓ High reception sensitivity (-136dBm)
- ✓ Long range (up to 20 km maximum)

WiFi TEMPERATURE CONTROLLERS SONDEK



CP 200W

428000	CP 100W	Panel-mountable WiFi temperature controller for cooling systems. Includes 1 probe and 1 relay	1/50
428001	CP 200W	WiFi panel-mounted temperature controller for cooling systems. Includes 2 probes and 3 relays	1/50

SONDEK THERM

SONDEK THERM WiFi controllers have been specially designed to monitor and manage all types of industrial refrigeration and freezing equipment.

Temperature control systems have a wide range of applications and play a crucial role in various sectors, ensuring the optimal operation of their activities and production processes.

These sectors include the food industry, pharmaceuticals, as well as the chemical and petrochemical industries. In each of these, the adaptation of equipment to specific needs is crucial, with refrigeration and/or freezing cycles that cater to each requirement while optimizing energy consumption and minimizing environmental impact.

SONDEK THERM consists of two compact panel controllers that fit into the standard slots (2.8 cm in height by 7.0 cm in width) of any refrigerator model: shelves, counters, display cases and refrigeration islands, wall and semi-wall showcases, cabinets, and freezing rooms, and even electrical panels.



CP 100W:

Basic model with 1 sensor and 1 relay



CP 200W:

High-capacity model with 2 sensors and 3 relays, ideal for situations that require a high capacity for load switching

APPLICATION ENVIRONMENTS



SUPERMARKETS AND HYPERMARKETS



HOTELS



RESTAURANTS



HOSPITALS



PHARMACEUTICAL INDUSTRY



REFRIGERATED TRANSPORT



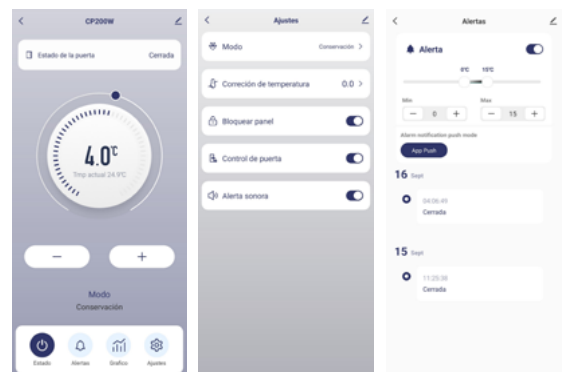
FOOD & BEVERAGE INDUSTRY



CHEMICAL INDUSTRY



Download



CO2 AND CO SENSORS SONDEK



WS CO2 EK



WS H1 EK

421001	WS CO2 EK	CO2 sensor (smoke detector). Standalone or WiFi mode with management via the "EK Smart" app. Batteries included	1
421002	WS H1 EK	CO (carbon monoxide) sensor. Standalone or WiFi operation mode with management via the "EK Smart" app. Batteries included	1

APPLICATION ENVIRONMENTS



RESIDENTIAL



SUPERMARKETS



HOTELS



RESTAURANTS



HOSPITALS

FEATURES OF THE CO2 AND CO SENSORS SONDEK

- ✓ Real-time alert notifications via the EkSmart app
- ✓ Easy installation without wiring
- ✓ Standalone operation
- ✓ High precision and reliability

SONDEK DETECTORS

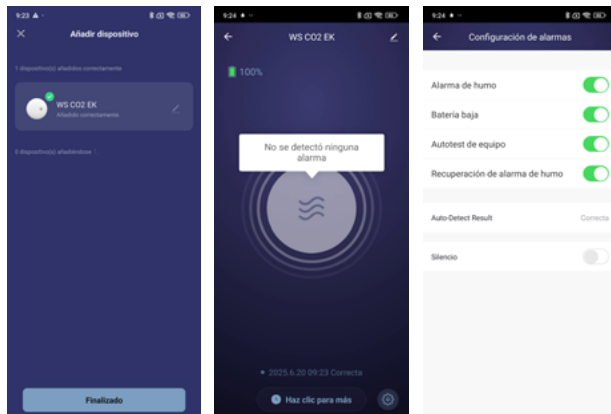
The **SONDEK DETECTORS** family consists of advanced environmental sensors designed to detect critical threats such as carbon monoxide (CO) and carbon dioxide (CO2).

The **WS CO2 EK** model uses photoelectric technology and self-verification to detect smoke (carbon dioxide).

The **WS H1 EK** features a high-precision electrochemical sensor, complemented with temperature compensation technology, for reliable carbon monoxide detection.

Both devices operate with long-lasting batteries (approximately 5 years), require no wiring, and function autonomously or connected to the WiFi network for remote access via the EkSmart mobile app.

Complying with EN14604 and EN50291 certifications, they guarantee the highest quality, reliability, and safety.



Download



14

EKSELANS / ADALTRA

VIDEO DOOR ENTRY & ACCESS CONTROL SYSTEMS





CCA+



SW CCA+



LCA MINI
+
SCA LCA



LCA MINI installed in
existing video door
system



PE 2B



PE 8B



PCD-E + VE-AI



PD



MON 43V · MON 43W



Call answering from
smartphone.



DPL-4 / DPL-4F



PFA 2420

ACCESS CONTROL SYSTEM

370001	CCA	Controller unit with AC/DC input power supply. AC or DC door opener power supply	1
370005	CCA +	Controller unit with AC/DC input power supply. AC or DC door opener power supply. Up to 5000 users. SD card backup. New Windows PC software available.	1
370021	CCA +W	Access control unit with AC or DC door opener power supply. Up to 5000 users. Windows PC software with entry management via time configuration and access cards	1
370022	UCCA	Local control server for multiple CCA+W. Template configuration and dump	1
-	SW CCA+/W	CCA+ / CCA+W configuration program installable on PC. Available at www.ek.plus/software	-
370002	LCA	Mifare type RFID card reader (13.56 MHz). Powered by the controller unit. IP 66 protection rating	1
370019	LCA MINI	Mini Mifare RFID card reader (13.56 MHz). Powered by the controller unit. IP 66 protection rating	1
370020	S LCA	Support for LCA MINI	1
371001	RF KEY	Mifare type RFID key	5
13/ 19500	VICD-30-12	12 Vdc/2A power supply. For DIN rail	1

2-WIRES VIDEO DOOR SYSTEM FOR BUILDINGS

321009	PE 2B	Outdoor panel with 2 buttons. Surface mounting. With protection frame	1
321010	PE 4B	Outdoor panel with 4 buttons. Surface mounting. With protection frame	1
321011	PE 6B	Outdoor panel with 6 buttons. Surface mounting. With protection frame	1
321012	PE 8B	Outdoor panel with 8 buttons. Surface mounting. With protection frame	1
321008	PCD-E	Digital outdoor panel with RFID Mifare access control. Two-wire non-polarized system	1
321015	PCD-E-B	Digital outdoor panel with RFID Mifare access control. Two-wire non-polarized system. Black color	1
321014	PD	Directory panel. Black color	1
321004	CE PCD	Flush box for PCD E or PD	1
321007	VE-AI	Stainless steel protective frame for PCD E outdoor panel or PD	1
321005	VPS	Plastic protective frame for surface mounted PCD E outdoor panel or PD	1
371001	RF KEY	Mifare type RFID key	5
323002	PFA 2420	2-wire bus power supply	1
323003	DPL-4	Floor tap for 4 video monitor	1
323004	DPL-4F	End-line tap for 4 video monitors	1
320003	MON 43V	4,3" indoor colour monitor. Hands-free.	1
320005	MON 43W	4.3" color indoor WiFi monitor. Hands-free	1
320004	UAD	Indoor audio unit. Hands-free	1
323006	EXT 32	Extension and regeneration unit. Required for installations with more than 32 addresses/monitors	1
323007	PFA 2425	DIN rail supply 24Vdc/2.5A for EXT 32	1
325001	CVP 2	2-wire cable 0.5mm ² . 250m reel. Floor wiring	1/4
325002	CVP 2-1,5	2-wire cable 1.5mm ² . 200m reel. Trunk distribution / Long distances wiring	1/4

Access Control System with RFID cards

The range of RFID controllers and readers is designed to offer security, flexibility, and ease of access management in all types of facilities: residential buildings, offices, industries, etc.

Our systems can operate in stand-alone mode or be integrated with any door entry system or video door entry system on the market, ensuring full compatibility and a simple installation experience.

With solutions ranging from basic, compact equipment to controllers with advanced Wi-Fi management and integrated backup, our devices can be adapted to countless projects.



CONTROLLERS



CCA

- ✓ Basic controller.
- ✓ Easy configuration and immediate use.
- ✓ Wide power supply range for AC/DC voltages.
- ✓ Compatible with existing installations and locks



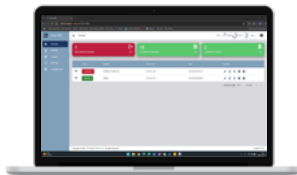
CCA+

- ✓ Greater capacity for managing users and permissions.
- ✓ SD card backup
- ✓ Up to 5,000 users
- ✓ Auto-joint system
- ✓ Monitoring and configuration from a PC.



CCA+ W

- ✓ Advanced controller with Wi-Fi management.
- ✓ Configuration and management of access during specific time slots.
- ✓ Integrated backup and event log.
- ✓ Monitoring and configuration from a PC.



Download the configuration program for the CCA+ / CCA+W installable on a PC. www.ek.plus/software

READER



LCA

- ✓ Mifare RFID reader
- ✓ Easy installation, compatible with all controllers
- ✓ Power supply from controller unit
- ✓ IP66 protection rating



LCA MINI

- ✓ Mifare-type mini RFID reader.
- ✓ Powered by controller unit
- ✓ Allows discreet integration into doors, door entry systems, and video door entry systems.

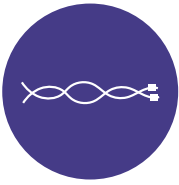
MIFARE KEY



RF KEY

- ✓ Mifare technology.


Video Door EK. General features




Non-polarized 2 wires system



Digital outdoor panel in stainless steel with high quality color camera



New Outdoor Panels with Push Buttons



Auto-adjusting light sensor



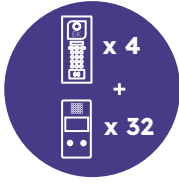
Compatible with outdoor door lock



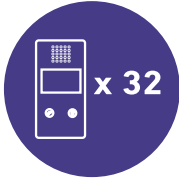
LCD display with simple and intuitive directory



Audio call volume adjustment on monitor



Up to 4 outdoor panels and up to 32 users (64 indoor units max)




Extension Unit for Over 32 Monitors



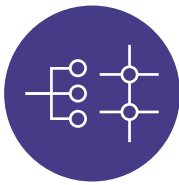
Monitoring function. Possible to watch the street without prior call




Easy to install and to program




Integrated MIFARE access control



Paralell or series installation option



It can be used as replacement using existing cabling



SD card slot



Additional CCTV cameras option



Additional CCTV cameras option



OUTDOOR PANEL (PCD E) WITH PLASTIC FRAME FOR SURFACE MOUNTING



OUTDOOR PANEL (PCD-E-B) FOR SURFACE MOUNTING



DIRECTORY



HANDS-FREE INDOOR UNIT WITH 4.3" COLOR SCREEN. TWO OPTIONS: WITH AND WITHOUT WI-FI CONNECTION FOR CALL ANSWERING WITH A SMARTPHONE.



HANDS-FREE AUDIO INDOOR UNIT


2-WIRE SINGLE-FAMILY VIDEO DOOR KITS



PE 1BM



MALETÍN WIFI DEMO



TPE



CPC

322003	KIT HOME	Single-family home kit. Includes 2-wire installation door panel with Mifare access control. 4.3-inch hands-free color monitor with stand. DIN rail power supply. Expandable to 4 monitors and 2 door panels.	1
--------	-----------------	--	---

322004	KIT HOME WIFI	WiFi kit for single-family homes. Includes door panel for 2-wire installation with Mifare access control. 4.3-inch hands-free color monitor with stand. WiFi connection for call forwarding and opening via smartphone. DIN rail power supply. Expandable to 4 monitors and 2 door panels.	1
--------	----------------------	--	---

OUTDOOR PANEL WITH 1 BUTTON

321013	PE 1BM	Door plate with 1 push button. Surface installation. Includes visor	1
--------	---------------	---	---

DEMO KITS

324005	MALETÍN DEMO	Collective demo kit case. Plug & play	1
--------	---------------------	---------------------------------------	---

324007	MALETÍN WIFI DEMO	Collective demo kit case with Wi-Fi monitor. Plug & play	1
--------	--------------------------	--	---

VIDEO DOOR ENTRY SPARE PARTS

325003	CPL	PCD-E housing + Reader + Microphone + Speaker	1
--------	------------	---	---

325004	PPP	Complete PCD-E circuit. Includes screen.	1
--------	------------	--	---

325005	TPE	PCD-E Keypad	1
--------	------------	--------------	---

325006	DLP	PCD-E detector + LEDs	1
--------	------------	-----------------------	---

325007	CPC	PCD-E camera	1
--------	------------	--------------	---

325008	FAP	PCD-E aluminum front panel	1
--------	------------	----------------------------	---

325009	FAPN	PCD-E black aluminum front panel	1
--------	-------------	----------------------------------	---




- ✓ Single-Family Video Door Kit
- ✓ Installation with 2 non-polarized wires
- ✓ Outdoor panel with camera, push button, and Mifare access control
- ✓ Hands-free 4.3-inch color monitor with wall-mount support
- ✓ DIN rail installation power supply
- ✓ Expandable up to 4 monitors and 2 outdoor panels
- ✓ Wi-Fi Connection for Call Forwarding and Remote Door Opening via Smartphone using the EK SMART App (KIT HOME WIFI)



myNET

Flexibility
and custom
configuration



RPC1 RACK.PPAL.COM
RPC1

Location
Planta -1

Network points
120

Average length (m)
40

Terminal boxes

Configure rack

Define the number of network points and get your VDI solution instantly



/ Global solution



/ Optimize your time



/ Become a pro



/ Grow and earn



mynet.openetics.com

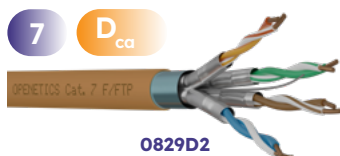
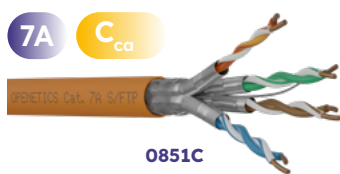

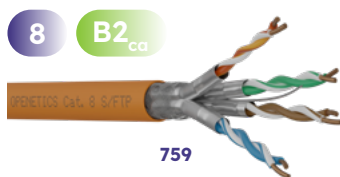
OPENETICS
/ ADALTRA

15

OPENETICS / ADALTRA

STRUCTURED COPPER CABLING SYSTEMS





CODE	REFERENCE	DESCRIPTION	QTY
------	-----------	-------------	-----

CAT. 8 CABLES

CAT. 8 S/FTP LSZH CABLES 500 m reels available with **Ek ROLLER**

759	759	Cat. 8 S/FTP rigid LSZH B2ca, s1a, d1, a1 cable in 500 m reel, orange color	500 m
-----	------------	---	-------

CAT. 8 PATCH CORDS

CAT. 8 S/FTP LSZH PATCH CORDS

67501	67501	Cat. 8 S/FTP LSZH patch cord, 1 m, orange	10
-------	--------------	---	----

67502	67502	Cat. 8 S/FTP LSZH patch cord, 2 m, orange	10
-------	--------------	---	----

67503	67503	Cat. 8 S/FTP LSZH patch cord, 3 m, orange	10
-------	--------------	---	----

67505	67505	Cat. 8 S/FTP LSZH patch cord, 5 m, orange	5
-------	--------------	---	---

67510	67510	Cat. 8 S/FTP LSZH patch cord, 10 m, orange	1
-------	--------------	--	---

CAT. 8 CONNECTORS

CAT. 8 KEYSTONE JACK

5849	5849	Cat. 8 shielded RJ45 slim keystone jack	1
------	-------------	---	---

CAT.8 RJ45 MALE PLUG *Availability **November 2025**

2238	N 2238*	Cat. 8 shielded male plug RJ45 connector, tool-less	10
------	----------------	---	----

CAT. 7A CABLES

CAT. 7A S/FTP LSZH CABLES 500 m reels available with: **Ek ROLLER**

0851C	0851C	Cat. 7A S/FTP LSZH Cca, s1a, d1, a1 solid cable in 500 m reel, orange color	500 m
-------	--------------	---	-------

CAT. 7 CABLES

CAT. 7 F/FTP LSZH CABLES 500 m reels available with: **Ek ROLLER**

0829D2	0829D2	Cat. 7 F/FTP LSZH Dca, s2, d2, a1 solid cable in 500 m reel, orange color	500 m
--------	---------------	---	-------

CAT. 7A / 7 CONNECTORS

CAT. 7A/7 RJ45 MALE PLUG

0026	0026	Cat. 7A/7 shielded RJ45 male plug [compatible with tool P/N 13090]	10
------	-------------	---	----

2233	2233	Cat. 7A/7 shielded RJ45 male plug, tool-less	10
------	-------------	--	----


CAT. 6A CABLES



> The 305 m network cables are supplied in cardboard boxes.




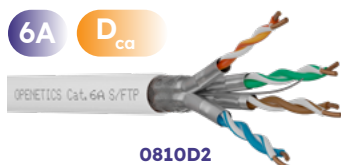




> The 500 m and 1000 m network cables are supplied on wooden reels.



> Category 6A cables transmit at a maximum frequency of 650 MHz (certified in ADALTRA laboratories).

Ek ROLLER

All 500 m reels, regardless of category, can be supplied with the **EK ROLLER** system by adding “EKR” to the end of the reference (+0,018 €/m RRP)



CAT. 6A U/UTP LSZH CABLES

500 m reels available with **Ek ROLLER**

0850BG	0850BG	Cat. 6A U/UTP LSZH B2ca, s1a, d1, a1 solid cable in 500 m reels and certified with keystone jack P/N 5854, white color [AXT Certified and compatible with Madrid Digital]	500 m
860C	860C	Cat. 6A U/UTP LSZH Cca, s1a, d1, a1 solid cable in 305 m box, white color	305 m
0850C	0850C	Cat. 6A U/UTP LSZH Cca, s1a, d1, a1 solid cable in 500 m reel, white color	500 m
0849D2	0849D2	Cat. 6A U/UTP LSZH Dca, s2, d2, a1 solid cable in 500 m reel, white color	500 m

CAT. 6A F/UTP LSZH CABLES

500 m reels available with **Ek ROLLER**

0701D2	0701D2	Cat. 6A F/UTP LSZH Dca, s2, d2, a1 solid cable in 500 m reel, white color	500 m
--------	---------------	---	-------

CAT. 6A U/FTP LSZH CABLES

500 m reels available with **Ek ROLLER**

852B	852B	Cat. 6A U/FTP LSZH B2ca, s1a, d1, a1 solid cable in 500 m reel, white color	500 m
852C	852C	Cat. 6A U/FTP LSZH Cca, s1, d1, a1 solid cable in 500 m reel, white color	500 m

CAT. 6A F/FTP LSZH CABLES

500 m reels available with **Ek ROLLER**

0848C	0848C	Cat. 6A F/FTP LSZH Cca, s1a, d1, a1 solid cable in 500 m reel, white color	500 m
-------	--------------	--	-------

CAT. 6A S/FTP LSZH CABLES


500 m reels available with **Ek ROLLER**

0810D2	0810D2	Cat. 6A S/FTP LSZH Dca s2, d2, a1 solid cable in 500 m reel (white or orange color, depending on availability)	500 m
--------	---------------	--	-------

CAT. 6A OUTDOOR CABLES

500 m reels available with **Ek ROLLER**

268F2	268F2	Cat. 6A UTP outdoor PE Fca solid cable in 305 m box, black color	305 m
0266F2	0266F2	Cat. 6A UTP outdoor PE Fca solid cable in 500 m reel, black color	500 m
268ARM	N 268ARM	Cat. 6A U/UTP outdoor PE Fca solid cable, rodent-proof armored, 500 m reel, black color	500 m



0242/L



67202

SlimPatch



67602



67302

CAT. 6A U/FTP LSZH STRANDED CABLES

500 m reels available with Ek ROLLER

0242	E 0242	Cat. 6A U/FTP LSZH stranded cable in 500 m reel, gray color	500 m
0242/L	0242/L	Cat. 6A U/FTP LSZH stranded cable in 500 m reel, violet color	500 m
0242/V	E 0242/V	Cat. 6A U/FTP LSZH stranded cable in 500 m reel, color green	500 m

CAT. 6A / 6 PATCH CORDS

CAT. 6A / 6 U/UTP LSZH PATCH CORDS

67200/ 0.25	N 67200/0.25	Cat. 6A U/UTP LSZH patch cord 0,25 m, gray color	10
67200	67200	Cat. 6A U/UTP LSZH patch cord 0,50 m, gray color	10
67201	67201	Cat. 6A U/UTP LSZH patch cord 1 m, gray color	10
67202	67202	Cat. 6A U/UTP LSZH patch cord 2 m, gray color	10
67203	67203	Cat. 6A U/UTP LSZH patch cord 3 m, gray color	10
67205	67205	Cat. 6A U/UTP LSZH patch cord 5 m, gray color	5
67210	67210	Cat. 6A U/UTP LSZH patch cord 10 m, gray color	1

Request information on the production of custom patch cords.

CAT. 6A / 6 U/UTP LSZH ULTRA-THIN PATCH CORDS, MODEL SLIM PATCH

67600/ 0.25	N 67600/0.25	Cat. 6A/6 U/UTP LSZH ultra-thin patch cord, 0.25 m, white color, Slim Patch model	10
67600	67600	Cat. 6A/6 U/UTP LSZH ultra-thin patch cord, 0.50 m, white color, Slim Patch model	10
67601	67601	Cat. 6A/6 U/UTP LSZH ultra-thin patch cord, 1 m, white color, Slim Patch model	10
67602	67602	Cat. 6A/6 U/UTP LSZH ultra-thin patch cord, 2 m, white color, Slim Patch model	10
67603	67603	Cat. 6A/6 U/UTP LSZH ultra-thin patch cord, 3 m, white color, Slim Patch model	10

CAT. 6A / 6 U/FTP LSZH PATCH CORDS

67300/ 0.25	N 67300/0.25	Cat. 6A/6 U/FTP LSZH patch cord 0.25 m, violet color	10
67300	67300	Cat. 6A/6 U/FTP LSZH patch cord 0.50 m, violet color	10
67301	67301	Cat. 6A/6 U/FTP LSZH patch cord 1 m, violet color	10
67302	67302	Cat. 6A/6 U/FTP LSZH patch cord 2 m, violet color	10
67303	67303	Cat. 6A/6 U/FTP LSZH patch cord 3 m, violet color	10
67305	67305	Cat. 6A/6 U/FTP LSZH patch cord 5 m, violet color	5
67310	67310	Cat. 6A/6 U/FTP LSZH patch cord 10 m, violet color	1

Request information on the production of custom patch cords.



67702



CAT. 6A / 6 S/FTP LSZH PATCH CORDS

*Availability: **December 2025**

67700/ 0.25	N 67700/0.25*	Cat. 6A/6 S/FTP LSZH patch cord 0.25 m, white color	10
67700	N 67700	Cat. 6A/6 S/FTP LSZH patch cord 0.50 m, white color	10
67701	N 67701*	Cat. 6A/6 S/FTP LSZH patch cord 1 m, white color	10
67702	N 67702*	Cat. 6A/6 S/FTP LSZH patch cord 2 m, white color	10
67703	N 67703*	Cat. 6A/6 S/FTP LSZH patch cord 3 m, white color	10
67705	N 67705*	Cat. 6A/6 S/FTP LSZH patch cord 5 m, white color	5
67710	N 67710*	Cat. 6A/6 S/FTP LSZH patch cord 10 m, white color	1



67202A

CAT. 6A / 6 U/UTP LSZH COLOURED PATCH CORDS

67200/ 0.25A	N 67200/0.25A	Cat. 6A/6 U/UTP LSZH patch cord 0.25 m, blue color	10
67200A	67200A	Cat. 6A/6 U/UTP LSZH patch cord 0.50 m, blue color	10
67201A	67201A	Cat. 6A/6 U/UTP LSZH patch cord 1 m, blue color	10
67202A	67202A	Cat. 6A/6 U/UTP LSZH patch cord 2 m, blue color	10
67203A	67203A	Cat. 6A/6 U/UTP LSZH patch cord 3 m, blue color	10
67205A	67205A	Cat. 6A/6 U/UTP LSZH patch cord 5 m, blue color	5
67200/ 0.25R	N 67200/0.25R	Cat. 6A/6 U/UTP LSZH patch cord 0.25 m, red color	10
67200R	67200R	Cat. 6A/6 U/UTP LSZH patch cord 0.50 m, red color	10
67201R	67201R	Cat. 6A/6 U/UTP LSZH patch cord 1 m, red color	10
67202R	67202R	Cat. 6A/6 U/UTP LSZH patch cord 2 m, red color	10
67203R	67203R	Cat. 6A/6 U/UTP LSZH patch cord 3 m, red color	10
67205R	67205R	Cat. 6A/6 U/UTP LSZH patch cord 5 m, red color	5
67200/ 0.25V	N 67200/0.25V	Cat. 6A/6 U/UTP LSZH patch cord 0.25 m, green color	10
67200V	67200V	Cat. 6A/6 U/UTP LSZH patch cord 0.50 m, green color	10
67201V	67201V	Cat. 6A/6 U/UTP LSZH patch cord 1 m, green color	10
67202V	67202V	Cat. 6A/6 U/UTP LSZH patch cord 2 m, green color	10
67203V	67203V	Cat. 6A/6 U/UTP LSZH patch cord 3 m, green color	10
67205V	67205V	Cat. 6A/6 U/UTP LSZH patch cord 5 m, green color	5
67200/ 0.25Y	N 67200/0.25Y	Cat. 6A/6 U/UTP LSZH patch cord 0.25 m, yellow color	10
67200Y	67200Y	Cat. 6A/6 U/UTP LSZH patch cord 0.50 m, yellow color	10
67201Y	67201Y	Cat. 6A/6 U/UTP LSZH patch cord 1 m, yellow color	10
67202Y	67202Y	Cat. 6A/6 U/UTP LSZH patch cord 2 m, yellow color	10
67203Y	67203Y	Cat. 6A/6 U/UTP LSZH patch cord 3 m, yellow color	10
67205Y	67205Y	Cat. 6A/6 U/UTP LSZH patch cord 5 m, yellow color	5



67202R



67202V



67202Y



**CAT. 6A / 6 U/UTP LSZH COLOURED ULTRA-THIN PATCH CORDS,
MODEL SLIM PATCH**

*Availability: **December 2025**

SlimPatch



67602A



67600/ 0.25A	N 67600/0.25A*	Cat. 6A/6 U/UTP LSZH ultra-thin patch cord, 0.25 m, blue color, Slim Patch model	10
67600A	N 67600A*	Cat. 6A/6 U/UTP LSZH ultra-thin patch cord, 0.50 m, blue color, Slim Patch model	10
67601A	N 67601A*	Cat. 6A/6 U/UTP LSZH ultra-thin patch cord, 1 m, blue color, Slim Patch model	10
67602A	N 67602A*	Cat. 6A/6 U/UTP LSZH ultra-thin patch cord, 2 m, blue color, Slim Patch model	10
67603A	N 67603A*	Cat. 6A/6 U/UTP LSZH ultra-thin patch cord, 3 m, blue color, Slim Patch model	10

SlimPatch



67602R



67600/ 0.25R	N 67600/0.25R*	Cat. 6A/6 U/UTP LSZH ultra-thin patch cord, 0.25 m, red color, Slim Patch model	10
67600R	N 67600R*	Cat. 6A/6 U/UTP LSZH ultra-thin patch cord, 0.50 m, red color, Slim Patch model	10
67601R	N 67601R*	Cat. 6A/6 U/UTP LSZH ultra-thin patch cord, 1 m, red color, Slim Patch model	10
67602R	N 67602R*	Cat. 6A/6 U/UTP LSZH ultra-thin patch cord, 2 m, red color, Slim Patch model	10
67603R	N 67603R*	Cat. 6A/6 U/UTP LSZH ultra-thin patch cord, 3 m, red color, Slim Patch model	10

SlimPatch



67602V



67600/ 0.25V	N 67600/0.25V*	Cat. 6A/6 U/UTP LSZH ultra-thin patch cord, 0.25 m, green color, Slim Patch model	10
67600V	N 67600V*	Cat. 6A/6 U/UTP LSZH ultra-thin patch cord, 0.50 m, green color, Slim Patch model	10
67601V	N 67601V*	Cat. 6A/6 U/UTP LSZH ultra-thin patch cord, 1 m, green color, Slim Patch model	10
67602V	N 67602V*	Cat. 6A/6 U/UTP LSZH ultra-thin patch cord, 2 m, green color, Slim Patch model	10
67603V	N 67603V*	Cat. 6A/6 U/UTP LSZH ultra-thin patch cord, 3 m, green color, Slim Patch model	10

SlimPatch



67602Y




67600/ 0.25Y	N 67600/0.25Y*	Cat. 6A/6 U/UTP LSZH ultra-thin patch cord, 0.25 m, yellow color, Slim Patch model	10
67600Y	N 67600Y*	Cat. 6A/6 U/UTP LSZH ultra-thin patch cord, 0.50 m, yellow color, Slim Patch model	10
67601Y	N 67601Y*	Cat. 6A/6 U/UTP LSZH ultra-thin patch cord, 1 m, yellow color, Slim Patch model	10
67602Y	N 67602Y*	Cat. 6A/6 U/UTP LSZH ultra-thin patch cord, 2 m, yellow color, Slim Patch model	10
67603Y	N 67603Y*	Cat. 6A/6 U/UTP LSZH ultra-thin patch cord, 3 m, yellow color, Slim Patch model	10

Request information on the production of custom patch cords.

CAT. 6A PRE-TERMINATED PATCH PANELS

CAT. 6A UTP PATCH PANELS



05618

05618	05618	Cat. 6A UTP 1 U 24 ports GIGALAN 500+ patch panel with label holder and cable management system	1
-------	--------------	---	---

See more patch panel models on page 103.

MODULAR PRODUCTS FOR DIN RAIL

CAT. 6A MODULES FOR DIN RAIL



50036


Revamped Design

50077	50077	Cat. 6A UTP RJ45 adapter for DIN rail with connector included [redesigned]	1
50036	50036	Cat. 6A shielded RJ45 adapter for DIN rail with connector included [redesigned]	1

CAT. 6A CONNECTORS



5828



5854



0021



2221



12211A



12205



2222



50029

CAT. 6A KEYSTONE JACK

*Availability: December 2025

5848	5848*	Cat. 6A UTP RJ45, 90°/180° slim keystone Jack, white color [revamped design] [compatible with tools P/N 22193 and 22194]	25
5827	5827	Cat. 6A UTP RJ45 180° slim keystone jack, tool-less white color	25
5828	5828	Cat. 6A UTP RJ45 180° slim keystone jack, tool-less black color	25
5854	5854	Cat. 6A UTP RJ45 slim keystone jack, tool-less, ETL Certif. [AXT Certified and compatible with Madrid Digital]	25
05834	05834	Cat. 6A shielded RJ45 slim keystone jack, tool-less	25

CAT. 6A RJ45 MALE PLUG

0028	0028	Cat. 6A UTP RJ45 male plug	100
0021	0021	Cat. 6A UTP RJ45 , EZ pass-through male plug	100
0023	0023	Cat. 6A UTP RJ45 male plug for stranded cable	100
0022	0022	Cat. 6A shielded RJ45 male plug	100
2221	E 2221	Cat. 6A shielded RJ45 industrial ethernet male plug for solid or stranded cable AWG 24-26	1

CAT. 6A / 6 MODULAR BOOT

12211	12211	Cat. 6A RJ45 modular boot, gray color	10/100
12211R	12211R	Cat. 6A RJ45 modular boot, red color	10/100
12211A	12211A	Cat. 6A RJ45 modular boot, blue color	10/100
12211V	12211V	Cat. 6A RJ45 modular boot, green color	10/100
12211Y	12211Y	Cat. 6A RJ45 modular boot, yellow color	10/100
12205	12205	Cat. 6A RJ45 modular boot, violet color	10/100

CAT. 6A INDUSTRIAL ETHERNET CONNECTORS





CAT. 6A INDUSTRIAL ETHERNET MALE PLUG

2222	E 2222	Cat. 6A shielded RJ45 industrial ethernet male plug for solid or stranded cable AWG 22-26 (tool-less)	1
2232	2232	Cat. 6A shielded RJ45 industrial ethernet male plug for solid or stranded cable AWG 23-26 (tool-less)	1

RJ45 DATA MODULES

CAT. 6A MODULES

50026	50026	Cat. 6A UTP RJ45-RJ45 adapter	1
50029	50029	Cat. 6A shielded RJ45-RJ45 adapter	1



FLATPatch



67602



6823

CAT. 6 CABLES

CAT. 6 U/UTP LSZH CABLES

500 m reels available with **Ek ROLLER**

704C	704C	Cat. 6 U/UTP LSZH Cca, s1, d1, a1 solid cable in 305 m box, AWG 23, white blanco	305 m
0702C	0702C	Cat. 6 U/UTP LSZH Cca, s1, d1, a1 solid cable in 500 m reel, AWG 23, white color	500 m
0706D2	0706D2	Cat. 6 U/UTP LSZH Dca, s2, d2, a1 solid cable in 305 m box, AWG 24, white color	305 m
0702D2	0702D2	Cat. 6 U/UTP LSZH Dca, s2, d2, a1 solid cable in 500 m reel,, AWG 24, white color	500 m
0703D2	0703D2	Cat. 6 U/UTP LSZH Dca, s2, d2, a1 solid cable in 1.000 m reel, AWG 24, white color	1000 m

CAT. 6 F/UTP LSZH CABLES

500 m reels available with **Ek ROLLER**

0809D2	0809D2	Cat. 6 F/UTP LSZH Dca, s2, d2, a1 solid cable in 500 m reel, white color	500 m
--------	---------------	--	-------

CAT. 6 OUTDOOR CABLES

500 m reels available with **Ek ROLLER**

168F2	168F2	Cat. 6 U/UTP outdoor PE Fca solid cable in 305 m box, AWG 24, black color	305 m
0166F2	0166F2	Cat. 6 U/UTP outdoor PE Fca solid cable in 500 m reel, AWG 24, black color	500 m
0167F2	0167F2	Cat. 6 F/UTP outdoor PE Fca solid cable in 500 m reel, AWG 23, black color	500 m
0755	0755*	Cat. 6 U/UTP outdoor Fca rodent-resistant cable in 1000 m reel, AWG 23, black color	1000 m

*Availability upon request. Cutting and reel costs will apply.


CAT. 6 PATCH CORDS

CAT.6 U/UTP FL AT PATCH CORDS, "FLAT PATCH" MODEL

67399	67399	Cat. 6 U/UTP flat patch cord, 0.25 m, color white, FLAT Patch model	10
67400	67400	Cat. 6 U/UTP flat patch cord, 0.50 m, color white, FLAT Patch model	10
67401	67401	Cat. 6 U/UTP flat patch cord, 1 m, color white, FLAT Patch model	10
67402	67402	Cat. 6 U/UTP flat patch cord, 2 m, color white, FLAT Patch model	10
67403	67403	Cat. 6 U/UTP flat patch cord, 3 m, color white, FLAT Patch model	10

CAT. 6 U/UTP LSZH PATCH CORDS

6823	E 6823	Cat. 6 U/UTP LSZH patch cord 3 m, gray color	10
6825	E 6825	Cat. 6 U/UTP LSZH patch cord 5 m, gray color	10
6830	E 6830	Cat. 6 U/UTP LSZH patch cord 10 m, gray color	10



6823V



6823Y




6805A



6805R



6855



05617



5810

CAT. 6 U/UTP COLOURED PATCH CORDS

6825A	E 6825A	Cat. 6 U/UTP LSZH patch cord 5 m, blue color	5
6700V	E 6700V	Cat. 6 U/UTP LSZH patch cord 0.50 m, green color	10
6823V	E 6823V	Cat. 6 U/UTP LSZH patch cord 3 m, green color	10
6825V	E 6825V	Cat. 6 U/UTP LSZH patch cord 5 m, green color	5
6700Y	E 6700Y	Cat. 6 U/UTP LSZH patch cord 0.50 m, yellow color	10
6823Y	E 6823Y	Cat. 6 U/UTP LSZH patch cord 3 m, yellow color	10
6825Y	E 6825Y	Cat. 6 U/UTP LSZH patch cord 5 m, yellow color	5

Request information on the production of custom patch cords.

CAT. 6 U/UTP PVC COLOURED PATCH CORDS

6799A	E 6799A	Cat. 6 U/UTP PVC patch cord 0.50 m, blue color	10
6805A	E 6805A	Cat. 6 U/UTP PVC patch cord 5 m, blue color	5
6802R	E 6802R	Cat. 6 U/UTP PVC patch cord 2 m, red color	10
6803R	E 6803R	Cat. 6 U/UTP PVC patch cord 3 m, red color	10
6805R	E 6805R	Cat. 6 U/UTP PVC patch cord 5 m, red color	5
6805V	E 6805V	Cat. 6 U/UTP PVC patch cord 5 m, green color	5
6803Y	E 6803Y	Cat. 6 U/UTP PVC patch cord 3 m, yellow color	10

Request information on the production of custom patch cords.

CAT. 6 F/UTP LSZH PATCH CORDS

6851	E 6851	Cat. 6 F/UTP LSZH patch cord 1 m, color gray	10
6853	E 6853	Cat. 6 F/UTP LSZH patch cord 3 m, color gray	10
6855	E 6855	Cat. 6 F/UTP LSZH 5 m, color gray	5
6860	E 6860	Cat. 6 F/UTP LSZH 10 m, color gray	1

CAT. 6 PRE-TERMINATED PATCH PANELS

CAT. 6 UTP PATCH PANELS

05617	05617	Cat. 6 UTP 1 U 24 ports GIGALAN 350+ patch panel	1
5615	E 5615	Cat. 6 UTP 12 ports patch panel for wall mount (not 19")	1

CAT. 6 SHIELDED PATCH PANELS

5810	5810	Cat. 6 shielded 1 U 24 ports patch panel	1
------	-------------	--	---

MODULAR PRODUCTS FOR DIN RAIL



Revamped Design

50076




5847

SOLUCIÓN MACH3



5843



1209



1212

1215

1217



05604



56041



50025

CAT. 6 DIN rail module

50043	50043	Cat. 6 UTP RJ45 adapter for DIN rail with connector included [redesigned]	1
50076	50076	Cat. 6 shielded RJ45 adapter for DIN rail with connector included [redesigned]	1

CAT. 6 CONNECTORS

CAT. 6 KEYSTONE JACK

*Availability December 2025

5847	5847*	Cat. 6 UTP RJ45, 90°/180° slim keystone jack, white color [compatible with tools P/N 22193 and 22194]	25
5825	5825	Cat. 6 UTP RJ45 180° slim keystone jack, tool-less white color	25
5826	5826	Cat. 6 UTP RJ45 180° slim keystone jack, tool-less black color	25
5843	5843	Cat. 6 UTP RJ45 270° slim keystone jack, MACH3 model [compatible with tool P/N 22190]	25
05845	05845	Cat. 6 shielded RJ45 slim keystone jack, tool-less	25

CAT. 6 MALE PLUG

0020	0020	Cat. 6 UTP RJ45 male plug	100
0031	0031	Cat. 6 UTP RJ45 EZ pass-through male plug	100
1209	1209	Cat. 6 shielded RJ45 EZ pass-through male plug	100

CAT. 6 MODULAR BOOT

1210	E 1210	Cat. 6 RJ45 modular boot, grey color	100
1212	E 1212	Cat. 6 RJ45 modular boot, red color	100
1215	E 1215	Cat. 6 RJ45 modular boot, yellow color	100
1217	E 1217	Cat. 6 RJ45 modular boot, black color	100

CAT. 6 SURFACE MOUNT BOX

CAT. 6 UTP SURFACE-MOUNT BOXES WITH RJ45 PORTS

05604	E 05604	Cat. 6 Surface-mount box, 1 UTP RJ45 port, with dust-proof shutter	1
05606	E 05606	Cat. 6 Surface-mount box, 2 UTP RJ45 port, with dust-proof shutter	1

KEYSTONE CAT. 6A / 6 SURFACE-MOUNT BOX FOR 1 KEYSTONE JACK

*Availability December 2025

56040	N 56040*	Surface-mount box for 1 keystone jack, with dust-proof shutter.	1
56041	N 56041*	Surface-mount box for 2 keystone jack, with dust-proof shutter.	1

RJ45 DATA MODULES

CAT. 6 MODULES

50025	50025	Cat. 6 UTP RJ45-RJ45 adapter	1
50028	50028	Cat. 6 shielded RJ45-RJ45 adapter	1



4692



5934



5903A



5903R



5903V



5903Y

CAT. 6 JUNCTION BOX

CAT.6 UTP IEC JUNCTION BOX

4692	4692	Cat.6 UTP IEC junction box	1
------	-------------	----------------------------	---

CAT. 5e PATCH CORDS

CAT. 5e U/UTP PATCH CORDS

5931	E 5931	Cat. 5e U/UTP patch cord 1 m, gray color	10
5934	E 5934	Cat. 5e U/UTP patch cord 5 m, gray color	5
5910	E 5910	Cat. 5e U/UTP patch cord 10 m, gray color	1

CAT. 5e U/UTP COLOURED PATCH CORDS

5900A	E 5900A	Cat. 5e U/UTP patch cord 0.5 m, blue color	10
5901A	E 5901A	Cat. 5e U/UTP patch cord 1 m, blue color	10
5902A	E 5902A	Cat. 5e U/UTP patch cord 2 m, blue color	10
5903A	E 5903A	Cat. 5e U/UTP patch cord 3 m, blue color	10
5905A	E 5905A	Cat. 5e U/UTP patch cord 5 m, blue color	5
5900R	E 5900R	Cat. 5e U/UTP patch cord 0.5 m, red color	10
5901R	E 5901R	Cat. 5e U/UTP patch cord 1 m, red color	10
5902R	E 5902R	Cat. 5e U/UTP patch cord 2 m, red color	10
5903R	E 5903R	Cat. 5e U/UTP patch cord 3 m, red color	10
5901V	E 5901V	Cat. 5e U/UTP patch cord 1 m, green color	10
5902V	E 5902V	Cat. 5e U/UTP patch cord 2 m, green color	10
5903V	E 5903V	Cat. 5e U/UTP patch cord 3 m, green color	10
5905V	E 5905V	Cat. 5e U/UTP patch cord 5 m, green color	5
5900Y	E 5900Y	Cat. 5e U/UTP patch cord 0.5 m, yellow color	10
5901Y	E 5901Y	Cat. 5e U/UTP patch cord 1 m, yellow color	10
5903Y	E 5903Y	Cat. 5e U/UTP patch cord 3 m, yellow color	10
5905Y	E 5905Y	Cat. 5e U/UTP patch cord 5 m, yellow color	5

Request information on the production of custom patch cords.

CPR. Classification of Euroclasses

The European Union has created a single, uniform classification criterion to define the fire reaction performance of cables. To this end, seven Euroclasses have been established, ranging from highest to lowest fire resistance.



Ca

Fire spread and heat emission performance

A_{ca} No reaction to fire

B1_{ca} Very low reaction to fire

B2_{ca} Minimal reaction to fire

C_{ca} Low reaction to fire

D_{ca} Moderate reaction to fire

E_{ca} Basic reaction to fire

F_{ca} Without determination



S

(s1 / s2 / s3)
Smoke production



d

(d0 / d1 / a1)
Particle fall



a

(a1 / a2 / a3)
Acidity & conductivity

BENEFITS CODE

The designation of the fire reaction characteristics of cables is based on a code that indicates their performance. This code specifies the Euroclass and, if applicable, additional classifications.



S

Information on the opacity of the smoke emitted

s1 Low smoke production and slow smoke spread

s1a Transmittance >80%

s1b Transmittance >60% and <80%

s2 Medium smoke production and spread

s3 None of the above



d

Information about the dripping of incandescent material during the fire

d0 No drops and no inflated particles

d1 No drops or inflated particles lasting longer than 10 seconds

d2 None of the above





a

Information on acid gas emissions during the fire

a1 Conductivity < 2,5 μS/mm y pH > 4,3

a2 Conductivity < 10 μS/mm y pH > 4,3

a3 None of the above



Revamped Design



CAT. 8 / 6A / 6 / 5e UNLOADED PATCH PANELS

UNLOADED PATCH PANEL			*Availability December 2025
5515	E 5515	Unloaded 16 port keystone patch panel frame 1 U	1
5516	E 5516	Unloaded 32 port keystone patch panel frame 2 U	1
05619	N 05619	19" 1 U 24 ports UTP/STP slim unloaded patch panel with label holde	1
05614	05614	19" 1 U 24 ports UTP/STP slim unloaded patch panel with label holder and cable management system.	1
05619-ANG	N 05619-ANG*	19" 1 U 24 ports UTP/STP slim angled unloaded patch panel with label holder.	1
05616	05616	Unloaded shielded 48 slim port keystone patch panel frame 2 U	1

ACCESSORIES FOR COPPER STRUCTURED CABLING SYSTEMS

HOOK AND LOOP FASTENER			
8400	8400	13 mm black hook-and-loop fastener (25 m roll)	1
8405	8405	20 mm black hook-and-loop fastener (25 m roll)	1

ACCESSORIES FOR RJ45 KEYSTONE JACKS			
22551	22551	Set of 10 dust caps for RJ45 keystone jacks (bag of 10)	1

CABLING TOOLS

STRIPPING TOOL/ WIRE CUTTERS			
1314	1314	Stripping tool (UTP/STP cables)	1
13096	13096	Precision cutting pliers	1

CONNECTOR CRIMPING TOOLS			
13090	13090	RJ9/11/12/45/45 shielded profesional crimping tool	1

CABLING TOOLS			*Availability December 2025
22190	22190	Fast RJ45 crimping and cut tool, MACH3 model	1
13091	13091*	RJ45 for EZ pass-through connectors crimping tool [redesigned]	1
394003	EK HCC RJ45	Crimping & cutting tool for RJ45 EZ pass-through plugs	1
22193	N 22193*	Lightweight termination & cutting tool for keystone jacks P/N 5847 and 5848	1
22194	N 22194*	Termination & cutting tool for keystone jacks P/N 5847 and 5848	1
7663	7663	Krone-style punch-down tool	1
1410	1410	110 termination tool	1

CABLING TESTER (REDESIGNED)			*Availability December 2025
14110	N 14110*	UTP / STP cabling tester [redesigned]	1
14130	N 14130*	Ultra-fast cabling tester for UTP/STP, RJ11, RJ12, BNC, and USB [redesigned]	1



13098

NETWORKING TOOL KIT

13098	E 13098	Networking tool kit	1
-------	----------------	---------------------	---

The cabling tool kit includes:
 - Crimping tool for RJ45 connectors.
 - 110 punch down and cutting tool.
 - Universal adjustable wire stripper.
 - Adjustable coaxial cable stripper.

- Flathead screwdriver.
 - Manual insertion tool.
 - 25 RJ45 UTP male connectors.
 - Cable tester for RJ45 connectors, shielded RJ45, and RJ9/11/12 (9V 6F22 battery not included).



47010

DESKTOP POWER DISTRIBUTION UNITS

ROUNDBOX DESKTOP POWER DISTRIBUTION UNIT

47010	47010	ROUNDBox 12 desktop power distribution unit - 1x schuko + 2x slots	1
-------	--------------	--	---

Connectors not included




47017

EMBOX DESKTOP POWER DISTRIBUTION UNIT

47016	47016	EMBox 24 desktop power distribution unit - 2x schuko + 4x slots	1
-------	--------------	---	---

47017	47017	EMBox 46 desktop power distribution unit - 4x schuko + 6x slots	1
-------	--------------	---	---

Connectors not included.
 Custom configurations available upon request.



50045

50047

EMBOX DESKTOP POWER DISTRIBUTION UNIT MODULES

50000	50000	Blank module	1
-------	--------------	--------------	---

50047	50047	2-Port empty keystone module	1
-------	--------------	------------------------------	---

50045	50045	VGA module	1
-------	--------------	------------	---

CONSOLIDATION POINTS



12281

CONSOLIDATION POINTS *Availability December 2025

12268	12268	12-Port keystone consolidation point - floor, ceiling or wall-mounted	1
-------	--------------	---	---

12280	N 12280*	4-Port keystone consolidation point - floor, ceiling or wall-mounted	1
-------	-----------------	--	---

12281	N 12281*	8-Port keystone consolidation point - floor, ceiling or wall-mounted	1
-------	-----------------	--	---

SURFACE MOUNT OUTLETS, FLUSH-MOUNT BOXES, AND RAISED FLOOR TERMINALS



12252

SURFACE-MOUNTED OUTLETS

12251	E 12251	Surface outlet 80x80x48, for 1 keystone with dust cover	1
-------	----------------	---	---

12252	E 12252	Surface outlet 80x80x48, for 2 keystone with dust cover	1
-------	----------------	---	---



12003

UNASSEMBLED MODULE FOR SURFACE-MOUNTED OUTLETS

12005	12005	Adapter edging 45x45 mm, white color	1
-------	--------------	--------------------------------------	---

12003	12003	Plastic surface box 80x80 mm, white color	1
-------	--------------	---	---

12006	12006	Module 45x45 mm. for 1 RJ45 with dust proof shutter, white color	1
-------	--------------	--	---

12007	12007	Module 45x45 mm. for 2 RJ45 with dust proof shutter, white color	1
-------	--------------	--	---

16

OPENETICS / ADALTRA

RACK CABINETS



N 10" KIT MINI RACK

New Design

New Packaging

Includes unloaded 12 ports patch panel and 1 U standar shelf



10" WALL RACKS


10" KIT MINI RACK [BLACK RAL 9005]

24025	N 24025	6 U Kit Mini Rack 10" 344x350x280 mm	1
-------	----------------	--------------------------------------	---

The 10" Mini Rack includes: one 10" 1,5U unloaded 12-port patch panel and one 10" 1U standard shelf



24070



24080

10" MINI RACK ACCESSORIES [BLACK RAL 9005]

26005	N 26005	PDU 3 Schuko sockets 10"	1
24070	N 24070	Unloaded 12-port patch panel, 10", 1 U	1
24080	N 24080	Standard shelf 10", 1 U	1
2545	2545	Fan unit 130 m³/h wall rack	1
24060	N 24060	10" WiFi unit for temperature control and alarms via EK Smart for P/N 2545	1

19" FLAT WALL-MOUNT RACKS

19" FLAT WALL RACK, HOUSING MODEL

2415	2415	19" Flat rack, 3 + 2 U 730x550x180 mm, blind metal door, Housing model [Redesigned]	1
------	-------------	---	---



2415

ACCESSORIES FOR 19" FL AT WALL RACKS, HOUSING MODEL

2545	2545*	Fan unit 130 m³/h wall rack	1
02394	02394*	19" PDU 6 schuko sockets with switch	1

*Compatible accessories for P/N 2415

19" WALL-MOUNT RACKS (UNASSEMBLED IN KIT)

19" WALL-MOUNT RACK, UNASSEMBLED KIT, EASYPACK MODEL

23279	E 23279	19" Wall-mount rack, 12 U 635x600x500 mm, without rear panel, unassembled kit, EasyPack model	1
23280	E 23280	19" Wall-mount rack, 15 U 769x600x500 mm, without rear panel, unassembled kit, EasyPack model	1



New SMART RACK PLUS CONNECT & CONNECT SECURE

*Details on pages 110-117



WiFi connection



Hysteresis control



EK Smart APP Alarms



Door opening sensor



N 19" UNIRACK

New Design

New Packaging

Front glass door

New Design



Front glass door

UNIRACKS WITH FRONT DOOR GLASS [BLACK COLOR RAL 9005] (allows installation on wall or floor)



23234

N



23232


N

CODE	MODEL	N° U	H (mm)	W (mm)	D (mm)	FRONT DOOR	QUANTITY PER PACKAGE
23234	N 23234	6 U	310	540	450	Glass	1
23235	N 23235	9 U	445	540	450	Glass	1
23236	N 23236	12 U	580	540	450	Glass	1
23237	N 23237	15 U	710	540	450	Glass	1
23231	N 23231	9 U	445	540	600	Glass	1
23232	N 23232	12 U	580	540	600	Glass	1
23233	N 23233	15 U	710	540	600	Glass	1
23224	N 23224	20 U	933	540	600	Glass	1
23225	N 23225	25 U	1155	540	600	Glass	1

CODE	P/N	DESCRIPTION	QUANTITY PER PACKAGE
------	-----	-------------	----------------------

RACK SHELVES FOR UNIRACK

*Availability: November 2025



2343

N



2344

2417	2417	19" pull out shelf for keyboard 2 U (300 mm. deep)	1
2343	N 2343	19" fixed shelf 1 U front-mount (315 mm. deep)	1
2344	2344	19" fixed shelf 2 U front-mount (315 mm. deep)	1
2333	N 2333*	19" fixed shelf 1 U, 4-point mounting (for 450 mm-deep racks)	1
2334	N 2334*	19" fixed shelf 1 U, 4-point mounting (for 600 mm-deep racks)	1

ACCESSORIES FOR UNIRACK



23302/U



23311

23302/U	23302/U	Set of 4 adjustable feet for UNIRACK (10 mm)	1
23301	23301	Set of 4 casters for UNIRACK	1
2545	2545	Fan unit 130 m³/h wall rack	1
23311	23311	Silent 190 m³/h fan unit with thermostat for UNIRACK	1
27649	27649	19" LED panel, 1U for rack lighting, 230 V, with switch	1
55300	N 55300	19" WiFi unit for temperature control and alarms via EK Smart for P/N 2545	1

19" fully equipped rack cabinets for any type of installation

Smart Rack Plus models include as standard:

- / 1 fan unit with digital thermostat, fitted with 4 fan
- / 1 1U fixed shelf
- / 4 adjustable feet
- / 4 casters
- / 2 front vertical cable managers with cover (800 mm-wide models)
- / Screws



19" FLOOR-STANDING RACK SMART RACK PLUS [COLOR BLACK RAL 9005]
(front door glass / rear door metal solid or double metal solid)

CODE	MODEL	N° U	H (mm)	W (mm)	D (mm)	FRONT DOOR	REAR DOOR	QUANTITY PER PACKAGE
2266VC	N 2266VC*	22 U	1093	600	600	Glass	Solid metal	1
2766VC	N 2766VC	27 U	1300	600	600	Glass	Solid metal	1
2768VC	N 2768VC	27 U	1300	600	800	Glass	Solid metal	1
2788VDC	N 2788VDC	27 U	1300	800	800	Glass	Double solid metal	1
2761VC	N 2761VC	27 U	1300	600	1000	Glass	Solid metal	1
3266VC	N 3266VC	32 U	1540	600	600	Glass	Solid metal	1
3268VC	N 3268VC	32 U	1540	600	800	Glass	Solid metal	1
3288VDC	N 3288VDC	32 U	1540	800	800	Glass	Double solid metal	1
3281VDC	N 3281VDC	32 U	1540	800	1000	Glass	Double solid metal	1
4266VC	N 4266VC	42 U	2000	600	600	Glass	Solid metal	1
4268VC	N 4268VC	42 U	2000	600	800	Glass	Solid metal	1
4261VC	N 4261VC	42 U	2000	600	1000	Glass	Solid metal	1
4288VDC	N 4288VDC	42 U	2000	800	800	Glass	Double solid metal	1
4281VDC	N 4281VDC	42U	2000	800	1000	Glass	Double solid metal	1
4788VDC	N 4788VDC*	47 U	2200	800	800	Glass	Double solid metal	1
4781VDC	N 4781VDC*	47 U	2200	800	1000	Glass	Double solid metal	1



19" fully equipped rack cabinets for any type of installation

19" FLOOR-STANDING RACK SMART RACK PLUS [COLOR BLACK RAL 9005] (perforated front door / perforated rear door or double perforated)

Smart Rack Plus models include as standard:

/ 1 fan unit with digital thermostat, fitted with 4 fan

/ 1 1U fixed shelf

/ 4 adjustable feet

/ 4 casters

/ 2 front vertical cable managers with cover (800 mm-wide models)

/ Screws

CODE	MODEL	N° U	H (mm)	W (mm)	D (mm)	FRONT DOOR	REAR DOOR	QUANTITY PER PACKAGE
2268PP	N 2268PP*	22 U	1093	600	800	Perforated	Perforated	1
2766PP	N 2766PP	27 U	1300	600	600	Perforated	Perforated	1
2768PP	N 2768PP	27 U	1300	600	800	Perforated	Perforated	1
2788PDP	N 2788PDP	27 U	1300	800	800	Perforated	Double perforated	1
2761PP	N 2761PP	27 U	1300	600	1000	Perforated	Perforated	1
3266PP	N 3266PP	32 U	1540	600	600	Perforated	Perforated	1
3268PP	N 3268PP	32 U	1540	600	800	Perforated	Perforated	1
3288PDP	N 3288PDP	32 U	1540	800	800	Perforated	Double perforated	1
3261PP	N 3261PP	32 U	1540	600	1000	Perforated	Perforated	1
4266PP	N 4266PP	42 U	2000	600	600	Perforated	Perforated	1
4268PP	N 4268PP	42 U	2000	600	800	Perforated	Perforated	1
4261PP	N 4261PP	42 U	2000	600	1000	Perforated	Perforated	1
4288PDP	N 4288PDP	42 U	2000	800	800	Perforated	Double perforated	1
4281PDP	N 4281PDP	42U	2000	800	1000	Perforated	Double perforated	1

19" FLOOR-STANDING RACK SMART RACK PLUS [COLOR BLACK RAL 9005] (double perforated front door / double perforated rear door)

CODE	MODEL	N° U	H (mm)	W (mm)	D (mm)	FRONT DOOR	REAR DOOR	QUANTITY PER PACKAGE
4288DPDP	N 4288DPDP*	42 U	2000	800	800	Double perforated	Double perforated	1
4281DPDP	N 4281DPDP*	42U	2000	800	1000	Double perforated	Double perforated	1
4788DPDP	N 4788DPDP*	47 U	2200	800	800	Double perforated	Double perforated	1
4781DPDP	N 4781DPDP*	47U	2200	800	1000	Double perforated	Double perforated	1

N SMART RACK PLUS CONNECT

*Availability: November 2025

19" rack cabinets with WiFi connectivity, hysteresis control, and alarm alerts sent to the Ek Smart app, fully equipped to adapt to any type of installation.

Smart Rack Plus CONNECT models include as standard:

- / 1 fan unit with digital thermostat, fitted with 4 fan
- / 1 1U fixed shelf
- / 4 adjustable feet
- / 4 casters
- / 2 front vertical cable managers with cover (800 mm-wide models)
- / Screws
- / 19" WiFi unit for temperature control and alarms via EK Smart, includes:
 - / WiFi connection
 - / Hysteresis control
 - / Alarms to the EK Smart app



19" FLOOR-STANDING SMART RACK PLUS CONNECT [COLOR BLACK RAL 9005]
(front door glass / rear door metal solid or double metal solid)

CODE	MODEL	N° U	H (mm)	W (mm)	D (mm)	FRONT DOOR	REAR DOOR	QUANTITY PER PACKAGE
2266VCW	N 2266VCW*	22 U	1093	600	600	Glass	Solid metal	1
2766VCW	N 2766VCW	27 U	1300	600	600	Glass	Solid metal	1
2768VCW	N 2768VCW	27 U	1300	600	800	Glass	Solid metal	1
2788 VDCW	N 2788VDCW	27 U	1300	800	800	Glass	Double solid metal	1
2761VCW	N 2761VCW	27 U	1300	600	1000	Glass	Solid metal	1
3266VCW	N 3266VCW	32 U	1540	600	600	Glass	Solid metal	1
3268VCW	N 3268VCW	32 U	1540	600	800	Glass	Solid metal	1
3288 VDCW	N 3288VDCW	32 U	1540	800	800	Glass	Double solid metal	1
3281 VDCW	N 3281VDCW	32 U	1540	800	1000	Glass	Double solid metal	1
4266VCW	N 4266VCW	42 U	2000	600	600	Glass	Solid metal	1
4268VCW	N 4268VCW	42 U	2000	600	800	Glass	Solid metal	1
4261VCW	N 4261VCW	42 U	2000	600	1000	Glass	Solid metal	1
4288 VDCW	N 4288VDCW	42 U	2000	800	800	Glass	Double solid metal	1
4281 VDCW	N 4281VDCW	42U	2000	800	1000	Glass	Double solid metal	1
4788 VDCW	N 4788VDCW*	47 U	2200	800	800	Glass	Double solid metal	1
4781 VDCW	N 4781VDCW*	47 U	2200	800	1000	Glass	Double solid metal	1

19" rack cabinets with WiFi connectivity, hysteresis control, and alarm alerts sent to the Ek Smart app, fully equipped to adapt to any type of installation.

Smart Rack Plus CONNECT models include as standard:

/ 1 fan unit with digital thermostat, fitted with 4 fan

/ 1 1U fixed shelf

/ 4 adjustable feet

/ 4 casters

/ 2 front vertical cable managers with cover (800 mm-wide models)

/ Screws

/ 19" WiFi unit for temperature control and alarms via EK Smart, includes:

/ WiFi connection

/ Hysteresis control

/ Alarms to the EK Smart app

19" FLOOR-STANDING SMART RACK PLUS CONNECT [COLOR BLACK RAL 9005]

(perforated front door / perforated rear door or double perforated)

CODE	MODEL	N° U	H (mm)	W (mm)	D (mm)	FRONT DOOR	REAR DOOR	QUANTITY PER PACKAGE
2268PPW	N 2268PPW*	22 U	1093	600	800	Perforated	Perforated	1
2766PPW	N 2766PPW	27 U	1300	600	600	Perforated	Perforated	1
2768PPW	N 2768PPW	27 U	1300	600	800	Perforated	Perforated	1
2788PDPW	N 2788PDPW	27 U	1300	800	800	Perforated	Double perforated	1
2761PPW	N 2761PPW	27 U	1300	600	1000	Perforated	Perforated	1
3266PPW	N 3266PPW	32 U	1540	600	600	Perforated	Perforated	1
3268PPW	N 3268PPW	32 U	1540	600	800	Perforated	Perforated	1
3288PDPW	N 3288PDPW	32 U	1540	800	800	Perforated	Double perforated	1
3261PPW	N 3261PPW	32 U	1540	600	1000	Perforated	Perforated	1
4266PPW	N 4266PPW	42 U	2000	600	600	Perforated	Perforated	1
4268PPW	N 4268PPW	42 U	2000	600	800	Perforated	Perforated	1
4261PPW	N 4261PPW	42 U	2000	600	1000	Perforated	Perforated	1
4288PDPW	N 4288PDPW	42 U	2000	800	800	Perforated	Double perforated	1
4281PDPW	N 4281PDPW	42U	2000	800	1000	Perforated	Double perforated	1

19" FLOOR-STANDING SMART RACK PLUS IoT [COLOR BLACK RAL 9005]

(double perforated front door / double perforated rear door)

CODE	MODEL	N° U	H (mm)	W (mm)	D (mm)	FRONT DOOR	REAR DOOR	QUANTITY PER PACKAGE
4288 DPDPW	N 4288DPDPW*	42 U	2000	800	800	Double perforated	Double perforated	1
4281 DPDPW	N 4281DPDPW*	42U	2000	800	1000	Double perforated	Double perforated	1
4788 DPDPW	N 4788DPDPW*	47 U	2200	800	800	Double perforated	Double perforated	1
4781 DPDPW	N 4781DPDPW*	47U	2200	800	1000	Double perforated	Double perforated	1

N SMART RACK PLUS CONNECT SECURE

*Availability: December 2025

19" rack cabinets with WiFi connectivity, hysteresis control, alarm alerts sent to the Ek Smart app, and door-opening sensor protection, fully equipped to adapt to any type of installation.

Smart Rack Plus CONNECT models include as standard:

- / 1 fan unit with digital thermostat, fitted with 4 fan
- / 1 1U fixed shelf
- / 4 adjustable feet
- / 4 casters
- / 2 front vertical cable managers with cover (800 mm-wide models)
- / Screws
- / 19" WiFi unit for temperature control and alarms via EK Smart, includes:
 - / WiFi connection
 - / Hysteresis control
 - / Alarms to the EK Smart app
- / Door opening sensor



19" FLOOR-STANDING SMART RACK PLUS CONNECT SECURE [COLOR BLACK RAL 9005]
(front door glass / rear door metal solid or double metal solid)

CODE	MODEL	N° U	H (mm)	W (mm)	D (mm)	FRONT DOOR	REAR DOOR	QUANTITY PER PACKAGE
2266 VCWS	N 2266VCWS*	22 U	1093	600	600	Glass	Solid metal	1
2766 VCWS	N 2766VCWS*	27 U	1300	600	600	Glass	Solid metal	1
2768 VCWS	N 2768VCWS*	27 U	1300	600	800	Glass	Solid metal	1
2788 VDCWS	N 2788VDCWS*	27 U	1300	800	800	Glass	Double solid metal	1
2761 VCWS	N 2761VCWS*	27 U	1300	600	1000	Glass	Solid metal	1
3266 VCWS	N 3266VCWS*	32 U	1540	600	600	Glass	Solid metal	1
3268 VCWS	N 3268VCWS*	32 U	1540	600	800	Glass	Solid metal	1
3288 VDCWS	N 3288VDCWS*	32 U	1540	800	800	Glass	Double solid metal	1
3281 VDCWS	N 3281VDCWS*	32 U	1540	800	1000	Glass	Double solid metal	1
4266 VCWS	N 4266VCWS*	42 U	2000	600	600	Glass	Solid metal	1
4268 VCWS	N 4268VCWS*	42 U	2000	600	800	Glass	Solid metal	1
4261 VCWS	N 4261VCWS*	42 U	2000	600	1000	Glass	Solid metal	1
4288 VDCWS	N 4288VDCWS*	42 U	2000	800	800	Glass	Double solid metal	1
4281 VDCWS	N 4281VDCWS*	42U	2000	800	1000	Glass	Double solid metal	1
4788 VDCWS	N 4788VDCWS*	47 U	2200	800	800	Glass	Double solid metal	1
4781 VDCWS	N 4781VDCWS*	47 U	2200	800	1000	Glass	Double solid metal	1

19" rack cabinets with WiFi connectivity, hysteresis control, alarm alerts sent to the Ek Smart app, and door-opening sensor protection, fully equipped to adapt to any type of installation.

Smart Rack Plus CONNECT models include as standard:

/ 1 fan unit with digital thermostat, fitted with 4 fan

/ 1 1U fixed shelf

/ 4 adjustable feet

/ 4 casters

/ 2 front vertical cable managers with cover (800 mm-wide models)

/ Screws

/ 19" WiFi unit for temperature control and alarms via EK Smart, includes:

- / WiFi connection
- / Hysteresis control
- / Alarms to the EK Smart app

/ Door opening sensor

19" FLOOR-STANDING SMART RACK PLUS CONNECT SECURE [COLOR BLACK RAL 9005]
(perforated front door / perforated rear door or double perforated)

CODE	MODEL	N° U	H (mm)	W (mm)	D (mm)	FRONT DOOR	REAR DOOR	QUANTITY PER PACKAGE
2268 PPWS	N 2268PPWS*	22 U	1093	600	800	Perforated	Perforated	1
2766 PPWS	N 2766PPWS*	27 U	1300	600	600	Perforated	Perforated	1
2768 PPWS	N 2768PPWS*	27 U	1300	600	800	Perforated	Perforated	1
2788 PDPWS	N 2788PDPWS*	27 U	1300	800	800	Perforated	Double perforated	1
2761 PPWS	N 2761PPWS*	27 U	1300	600	1000	Perforated	Perforated	1
3266 PPWS	N 3266PPWS*	32 U	1540	600	600	Perforated	Perforated	1
3268 PPWS	N 3268PPWS*	32 U	1540	600	800	Perforated	Perforated	1
3288 PDPWS	N 3288PDPWS*	32 U	1540	800	800	Perforated	Double perforated	1
3261 PPWS	N 3261PPWS*	32 U	1540	600	1000	Perforated	Perforated	1
4266 PPWS	N 4266PPWS*	42 U	2000	600	600	Perforated	Perforated	1
4268 PPWS	N 4268PPWS*	42 U	2000	600	800	Perforated	Perforated	1
4261 PPWS	N 4261PPWS*	42 U	2000	600	1000	Perforated	Perforated	1
4288 PDPWS	N 4288PDPWS*	42 U	2000	800	800	Perforated	Double perforated	1
4281 PDPWS	N 4281PDPWS*	42U	2000	800	1000	Perforated	Double perforated	1

19" FLOOR-STANDING SMART RACK PLUS CONNECT SECURE [COLOR BLACK RAL 9005]
(double perforated front door / double perforated rear door)

CODE	MODEL	N° U	H (mm)	W (mm)	D (mm)	FRONT DOOR	REAR DOOR	QUANTITY PER PACKAGE
4288 DPDPWS	N 4288DPDPWS*	42 U	2000	800	800	Double perforated	Double perforated	1
4281 DPDPWS	N 4281DPDPWS*	42 U	2000	800	1000	Double perforated	Double perforated	1
4788 DPDPWS	N 4788DPDPWS*	47 U	2200	800	800	Double perforated	Double perforated	1
4781 DPDPWS	N 4781DPDPWS*	47U	2200	800	1000	Double perforated	Double perforated	1

ACCESSORIES AND SPARE PARTS FOR SMART RACK PLUS



27649



28115K3



CODE	REFERENCE	DESCRIPTION	QUANTITY PER PACKAGE
------	-----------	-------------	----------------------

ACCESSORIES AND SPARE PARTS FOR SMART RACK PLUS

*Availability: November 2025

23318	23318	Silent fan unit 300 m ³ /h with thermostat for Smart Rack Plus	1
27649	27649	19" LED panel, 1 U for rack lighting, 230 V, with switch	1
2804K3	N 2804K3*	Verical cable management for rack 27 U 800 mm width (kit 2 organizers)	1
2810K3	N 2810K3*	Verical cable management for rack 32 U 800 mm width (kit 2 organizers)	1
28115K3	N 28115K3*	Verical cable management for rack 42 U 800 mm width (kit 2 organizers)	1
2798K3	N 2798K3*	Verical cable management for rack 47 U 800 mm width (kit 2 organizers)	1

SMART RACK PLUS PLINTHS

SMART RACK PLUS PLINTHS

*Availability: November 2025

2631	2631*	Plinth 100x600x600 mm for Smart Rack Plus	1
2629	2629*	Plinth 100x600x800 mm for Smart Rack Plus	1
2637	2637*	Plinth 100x600x1000 mm for Smart Rack Plus	1
2630	2630*	Plinth 100x800x800 mm for Smart Rack Plus	1
2639	2639*	Plinth 100x800x1000 mm for Smart Rack Plus	1



2637

19" RACK SHELVES

SLIDING SHELVES FOR KEYBOARD

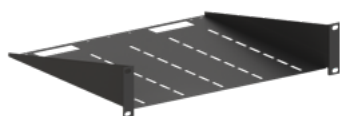
2417	2417	19" 2 U sliding shelf for keyboard (300 mm. depth)	1
2418	2418	19" 2 U sliding shelf for keyboard (390 mm. depth)	1




2417

FIXED SHELVES

2343	N 2343	19" 1 U fixed shelf front mounting (315 mm. depth)	1
2344	2344	19" 2 U fixed shelf front mounting (315 mm. depth)	1
2551	2551	19" 1 U fixed shelf with 4 supports for racks with a depth of 600 mm	1
2555	2555	19" 1 U fixed shelf with 4 supports for racks with a depth of 800 mm	1
2557	2557	19" 1 U fixed shelf with 4 supports for racks with a depth of 1000 mm	1



2344



2555




2563



ADJUSTABLE & SLIDING SHELVES

*Availability: November 2025

2563	N 2563*	19" 1 U adjustable & sliding shelf with 4 supports adjustable & sliding shelf for racks with a depth of 600 mm	1
2564	N 2564*	19" 1 U adjustable & sliding shelf with 4 supports adjustable & sliding shelf for racks with a depth of 800 mm	1



2565


2565	N 2565*	1 U sliding shelf with 4 supports for racks with a depth of 1000 mm	1
2546	E 2546	1 U sliding shelf with 4 supports for racks with a depth of 600 mm	1
2558	E 2558	1 U sliding shelf with 4 supports for racks with a depth of 800 & 1000 mm	1

ADJUSTABLE SHELVES

2556	E 2556	19" 1 U adjustable shelf with 4 supports for racks with a depth of 600 & 800 mm	1
2553	E 2553	19" 1 U adjustable shelf with 4 supports for racks with a depth of 1000 mm	1

19" PREMIUM SERVER RACK

Includes 4 adjustable feet. Can be supplied without side panels (upon request).



2620 (close)



2620 (open)



2620 (front)

19" SERVER RACKS PREMIUM SERVER RACK [RAL 9005 COLOR BLACK]

CODE	MODEL	N° U	H (mm)	W (mm)	D (mm)	FRONT DOOR	REAR DOOR	QUANTITY PER PACKAGE
2622	E 2622	42 U	2000	600	1070	Double perforated	Double perforated	1
2620	E 2620	42 U	2000	750	1070	Double perforated	Double perforated	1
2621	E 2621	48 U	2260	600	1070	Double perforated	Double perforated	1

ACCESSORIES AND SPARE PARTS FOR PREMIUM SERVER RACK

ACCESSORIES AND SPARE PARTS FOR PREMIUM SERVER RACK

2542	E 2542	Fan unit 300 m ³ /h with thermostat (up to 2 units supported)	1
------	---------------	--	---



2542

N IP66 19" WEATHERPROOF CABINET

Galvanized steel and stainless steel finishes

/ Full IP66-certified protection with sealed openings

/ Supplied with a rain hood as standard

/ Includes a set of 19" rack rails and a cable entry cover

/ Easy forced-ventilation installation (reduces protection rating from IP66 to IP55)



19" IP66 WEATHERPROOF CABINETS

*Availability: December 2025

19" IP66 GALVANIZED STEEL WEATHERPROOF CABINETS (IP55 WITH VENTILATION)

1266IPAG	N 1266IPAG*	19" Galvanized steel weatherproof cabinet, IP66, 12 U 681x610x500 mm	1
1666IPAG	N 1666IPAG*	19" Galvanized steel weatherproof cabinet, IP66, 16 U 859x610x500 mm	1
2066IPAG	N 2066IPAG*	19" Galvanized steel weatherproof cabinet, IP66, 20 U 1037x610x500 mm	1
2566IPAG	N 2566IPAG*	19" Galvanized steel weatherproof cabinet, IP66, 25 U 1259x610x500 mm	1

ACCESORIES FOR GALVANIZED STEEL IP66 19" WEATHERPROOF CABINET (IP55 WITH VENTILATION)

66ZAEI	N 66ZAEI*	Plinth 100x600x500 mm for 19" weatherproof cabinet IP66	1
66IPVAG	N 66IPVAG*	Galvanized steel fan unit	1
66IPVAG-W	N 66IPVAG-W*	Galvanized steel fan unit, Smart serie	1
66CP	N 66CP*	Smart door contact	1
66SMAG	N 66SMAG*	Galvanized steel wall-mount bracket	1

19" IP66 STAINLESS STEEL WEATHERPROOF CABINETS (IP55 WITH VENTILATION)

1266IPAI	N 1266IPAI*	19" Stainless steel weatherproof cabinet IP66, 12 U 681x610x500 mm	1
1666IPAI	N 1666IPAI*	19" Stainless steel weatherproof cabinet IP66, 16 U 859x610x500 mm	1
2066IPAI	N 2066IPAI*	19" Stainless steel weatherproof cabinet IP66, 20 U 1037x610x500 mm	1
2566IPAI	N 2566IPAI*	19" Stainless steel weatherproof cabinet IP66, 25 U 1259x610x500 mm	1

ACCESSORIES FOR 19" IP66 STAINLESS STEEL WEATHERPROOF CABINETS(IP55 WITH VENTILATION)

66ZAEI	N 66ZAEI*	Stainless steel plinth 100x600x500 mm for 19" weatherproof cabinet IP66	1
66IPVAI	N 66IPVAI*	Stainless steel fan unit	1
66IPVAI-W	N 66IPVAI-W*	Stainless steel fan unit, Smart serie	1
66CP	N 66CP*	Smart door contact	1
66SMAI	N 66SMAI*	Stainless steel wall-mount bracket	1



2761



THERMAL MANAGEMENT FOR IP66 19" WEATHERPROOF CABINET (IP55 WITH VENTILATION)

27692	27692	250 W / 230 V heater resistance	1
2761	N 2761*	600 W / 230 MHz cooling unit	1
2066 IPAG-P	N 2066IPAG-P*	Door for 2066IPAG, pre-punched for 2761 mounting	1
2566 IPAG-P	N 2566IPAG-P*	Door for 2566IPAG, pre-punched for 2761 mounting	1
2066 IPAI-P	N 2066IPAI-P*	Door for 2066IPAI, pre-punched for 2761 mounting	1
2566 IPAI-P	N 2566IPAI-P*	Door for 2566IPAI, pre-punched for 2761 mounting	1

N 19" HIGHWAY PLUS

19" outdoor racks IP66

- / Front and rear doors for improved accessibility
- / Full IP66-certified protection with protected openings
- / New fan unit design, more efficient and easier to install.
- / High-security stainless-steel lock
- / Cable entry with cable glands, flexible and secure
- / Reinforced double-wall steel construction with thermal insulation
- / Smart door hold-open mechanism
- / 2 integrated support shelves



19" IP66 OUTDOOR RACK HIGHWAY PLUS WITH THERMAL PROTECTION

*Availability: December 2025

19" IP66 OUTDOOR RACK CABINETS IN GALVANIZED STEEL, HIGHWAY PLUS MODEL

2466IPAG	N 2466IPAG*	19" Galvanized steel outdoor rack, IP66, 24 U, 1258x640x640 mm, Highway PLUS model	1
3566IPAG	N 3566IPAG*	19" Galvanized steel outdoor rack, IP66, 35 U, 1747x640x640 mm, Highway PLUS model	1

OPTIONAL ACCESSORIES AND SPARE PARTS GALVANIZED STEEL IP66 19" OUTDOOR RACK, HIGHWAY PLUS MODEL

66ZAG	N 66ZAG*	Galvanized steel plinth 100x600x600 mm for Highway PLUS	1
66IPVAG	N 66IPVAG*	Galvanized steel fan unit for Highway PLUS	1
66IPVAG -W	N 66IPVAG-W*	Galvanized steel fan unit, Smart serie for Highway PLUS	1
66CP	N 66CP*	Smart door contact	1

19" IP66 OUTDOOR RACK CABINETS IN STAINLESS STEEL, HIGHWAY PLUS MODEL

2466IPAI	N 2466IPAI*	19" Stainless steel outdoor rack, IP66, 24 U, 1258x640x640 mm, Highway PLUS model	1
3566IPAI	N 3566IPAI*	19" Stainless steel outdoor rack, IP66, 35 U, 1747x640x640 mm, Highway PLUS model	1

OPTIONAL ACCESSORIES & REPLACEMENTS STAINLESS STEEL IP66 19" OUTDOOR RACK, HIGHWAY PLUS MODEL

66ZAI	N 66ZAI*	Stainless steel plinth 100x600x600 mm for Highway PLUS	1
66IPVAI	N 66IPVAI*	Stainless steel fan unit for Highway PLUS	1
66IPVAI -W	N 66IPVAI-W*	Stainless steel fan unit, Smart serie, for Highway PLUS	1
66CP	N 66CP*	Smart door contact	1



27692

THERMAL MANAGEMENT FOR HIGHWAY PLUS MODEL

27692	27692	250 W / 230 V heater resistance	1
2761	N 2761*	600 W / 230 MHz cooling unit	1
2466 IPAG-P	2466IPAG-P*	Door for 2466IPAG, pre-punched for 2761 mounting	1
3566 IPAG-P	3566IPAG-P*	Door for 3566IPAG, pre-punched for 2761 mounting	1
2466 IPAI-P	2466IPAI-P*	Door for 2466IPAI, pre-punched for 2761 mounting	1
3566 IPAI-P	3566IPAI-P*	Door for 3566IPAI, pre-punched for 2761 mounting	1

Other power ratings or voltages on request.

BATRACK 19"

Racks for solar batteries



27819

RACKS FOR SOLAR BATTERIES, BATRACK MODEL

19" RACK FOR SOLAR BATTERIES, BATRACK MODEL

27817	27817	19" Rack for solar batteries 9U, 445x540x600 mm, BatRack model (includes: 3 shelves) hight resistance	1
27818	27818	19" Rack for solar batteries 12U, 580x540x600 mm, BatRack model (includes: 4 shelves) hight resistance	1
27819	27819	19" Rack for solar batteries 15U, 710x540x600 mm, BatRack model (includes: 5 shelves) hight resistance	1
27820	27820	19" Rack for solar batteries 20U, 1155x540x600 mm, BatRack model (includes: 5 shelves) hight resistance	1
27821	27821	19" Rack for solar batteries 25U, 1155x540x600 mm, BatRack model (includes: 5 shelves) hight resistance	1

CABLE MANAGERMENTS, BLANKS, AND VENTILATION 19" RACKS

HORIZONTAL CABLE GUIDE PANEL

5526	5526	19" 5-ring horizontal manager, metal rings (1 U)	1
55230	55230	19" horizontal panel cable guide with cover (1 U)	1
55240	55240	19" horizontal panel cable guide with cover (2 U)	1
55250	55250	19" brush-seal blanking panel (1 U)	1

19" DIN RAIL PANEL

2335	2335	19" panel with DIN rail, 3U, 24-pole capacity	1
------	-------------	---	---





2337 | 2338 | 2339



5519



02394



2395



02399



28000

19" BLANK PANEL

2337	2337	19" blank panel 1 U	1
5522	5522	19" blank panel, 1U PVC, tool-less	2
2338	2338	19" blank panel 2 U	1
2339	2339	19" blank panel 4 U	1

ATTACHMENT SET

2352	2352	Attachment set (cage nut, screw and washer)	50
------	-------------	---	----

VERTICAL MANAGEMENT RINGS

5519	5519	Vertical management ring (45x65 mm)	1
5511	5511	Vertical management ring (70x95 mm)	1

POWER DISTRIBUTION UNITS (PDU)

19" PDUs PROFESSIONAL POWER STRIPS [SCHUKO OUTLETS]

02394	02394	19" PDU 6 schuko sockets with switch	1
02397	02397	19" PDU 8 schuko sockets with switch	1
026029	026029	19" PDU 9 schuko sockets without switch	1
2395	2395	19" PDU 6 schuko sockets with circuit breaker	1
26024	26024	19" PDU 8 schuko sockets without switch, CETAC 32A plug, cable 3x4	1

For other endings, please inquire.

0 U PDUs PROFESSIONAL POWER STRIPS [SCHUKO OUTLETS]

2400	2400	0 U PDU 12 schuko sockets without switch	1
26030	26030	0 U PDU 16 schuko sockets without switch	1
26031	26031	0 U PDU 24 schuko sockets without switch	1

Other custom 0 U PDU configurations, please inquire.

19" PDUs PROFESSIONAL POWER STRIPS WITH SWITCH [FRENCH OUTLETS]

02399	02399	19" PDU 8 french sockets with switch	1
-------	--------------	--------------------------------------	---

For other endings, please inquire.

19" PDUs PROFESSIONAL POWER STRIPS WITH SWITCH [AMERICAN OUTLETS]

28000	28000	19" PDU, 8 NEMA (US) outlets with switch, 1.8 m power cord	1
-------	--------------	--	---

For other endings, please inquire.



The best investment for next-generation 10 Gbps networks

U/UTP | F/UTP | F/FTP



Configure your VDI project at:
mynet.openetics.com

OPENETICS
/ADALTRA

17

OPENETICS / ADALTRA

OPTICAL FIBER MM/SM



CODE	REFERENCE	DESCRIPTION	PACKAGING UNIT QUANTITY
------	-----------	-------------	-------------------------

MM OM1 MONOTUBE LSZH DIELECTRIC FIBER OPTIC CABLES — INDOOR / OUTDOOR



MULTIMODE OM1 LSZH DIELECTRIC FIBER OPTIC CABLE [62.5/125 μM] Eca, LOOSE TUBE, BLACK JACKET

05013	E 05013	8 fiber OM1 multimode dielectric fiber optic cable [62.5/125 μM] Eca, LSZH jacket	1
05014	E 05014	12 fiber OM1 multimode dielectric fiber optic cable [62.5/125 μM] Eca, LSZH jacket	1

MM OM2 MONOTUBE LSZH DIELECTRIC FIBER OPTIC CABLES — INDOOR / OUTDOOR



MULTIMODE OM2 LSZH DIELECTRIC FIBER OPTIC CABLE [50/125 μM] Cca, LOOSE TUBE, BLACK JACKET

05182	E 05182	8 fiber OM2 dielectric fiber optic cable [50/125 μM] Cca s1a, d0, a1, LSZH jacket	1
05183	E 05183	12 fiber OM2 dielectric fiber optic cable [50/125 μM] Cca s1a, d0, a1, LSZH jacket	1
05115	E 05115	24 fiber OM2 dielectric fiber optic cable [50/125 μM] Cca s1a, d0, a1, LSZH jacket	1



MULTIMODE OM2 LSZH DIELECTRIC FIBER OPTIC CABLE [50/125 μM] Eca, LOOSE TUBE, BLACK JACKET

04908	E 04908	12 fiber OM2 dielectric fiber optic cable [50/125 μM] Eca, LSZH jacket	1
04910	E 04910	24 fiber OM2 dielectric fiber optic cable [50/125 μM] Eca, LSZH jacket	1

MM OM3 MONOTUBE LSZH DIELECTRIC FIBER OPTIC CABLES — INDOOR / OUTDOOR



MULTIMODE OM3 LSZH DIELECTRIC FIBER OPTIC CABLE [50/125 μM] Cca, LOOSE TUBE, AQUA JACKET

05160	05160	4 fiber OM3 dielectric fiber optic cable [50/125 μM] Cca s1a, d0, a1, LSZH jacket	1
05162	05162	8 fiber OM3 dielectric fiber optic cable [50/125 μM] Cca s1a, d0, a1, LSZH jacket	1
05163	05163	12 fiber OM3 dielectric fiber optic cable [50/125 μM] Cca s1a, d0, a1, LSZH jacket	1
05165	05165	24 fiber OM3 dielectric fiber optic cable [50/125 μM] Cca s1a, d0, a1, LSZH jacket	1

MM OM4 MONOTUBE LSZH DIELECTRIC FIBER OPTIC CABLES — INDOOR / OUTDOOR



MULTIMODE OM4 LSZH DIELECTRIC FIBER OPTIC CABLE [50/125 μM] B2ca, LOOSE TUBE, SLIM TYPE, VIOLET JACKET.

*Availability: November 2025

05225	N 05225*	24 fiber OM4 dielectric fiber optic cable [50/125 μM], 7.5 mm outer diameter, LSZH jacket, B2ca	1
-------	----------	---	---

MULTIMODE OM4 LSZH DIELECTRIC FIBER OPTIC CABLE [50/125 μM] Cca, LOOSE TUBE, VIOLET JACKET



05150	05150	4 fiber OM4 dielectric fiber optic cable [50/125 μM] Cca s1a, d0, a1, LSZH jacket	1
05152	05152	8 fiber OM4 dielectric fiber optic cable [50/125 μM] Cca s1a, d0, a1, LSZH jacket	1
05153	05153	12 fiber OM4 dielectric fiber optic cable [50/125 μM] Cca s1a, d0, a1, LSZH jacket	1



MULTIMODE OM4 LSZH DIELECTRIC FIBER OPTIC CABLE [50/125 μM] Dca, LOOSE TUBE, VIOLET JACKET

05080	E 05080	4 fiber OM4 dielectric fiber optic cable [50/125 μm] Dca s1a, d1, a1, LSZH jacket	1
05083	E 05083	12 fiber OM4 dielectric fiber optic cable [50/125 μm] Dca s1a, d1, a1, LSZH jacket	1



MULTIMODE OM5 LSZH DIELECTRIC FIBER OPTIC CABLES [50/125 μM] B2ca, LOOSE TUBE, SLIM TYPE, LIME JACKET.

*Availability: November 2025

05233	N 05233*	12 fiber OM5 dielectric fiber optic cable [50/125 μm], 7 mm outer diameter, LSZH jacket, B2ca	1
-------	------------------------	---	---


MM MONOTUBE METALLIC ARMoured FIBER OPTIC CABLES – OUTDOOR

MULTIMODE OM1 OUTDOOR METALLIC ARMoured FIBER OPTIC CABLE [62,5/125 μM], Fca, LOOSE TUBE, BLACK JACKET




05021	E 05021	4 fiber OM1 outdoor metallic armoured fiber optic cable [62,5/125 μm] Fca	1
05022	E 05022	6 fiber OM1 outdoor metallic armoured fiber optic cable [62,5/125 μm] Fca	1
25024	E 25024	8 fiber OM1 outdoor metallic armoured fiber optic cable [62,5/125 μm] Fca	1
05025	E 05025	12 fiber OM1 outdoor metallic armoured fiber optic cable [62,5/125 μm] Fca	1
05027	E 05027	24 fiber OM1 outdoor metallic armoured fiber optic cable [62,5/125 μm] Fca	1

MULTIMODE OM2 OUTDOOR METALLIC ARMoured FIBER OPTIC CABLE [50/125 μM], Fca, LOOSE TUBE, BLACK JACKET



14912	E 14912	6 fiber OM2 outdoor metallic armoured fiber optic cable [50/125 μm] Fca	1
14913	E 14913	8 fiber OM2 outdoor metallic armoured fiber optic cable [50/125 μm] Fca	1
14914	E 14914	12 fiber OM2 outdoor metallic armoured fiber optic cable [50/125 μm] Fca	1
14916	E 14916	24 fiber OM2 outdoor metallic armoured fiber optic cable [50/125 μm] Fca	1

MULTIMODE OM3 OUTDOOR METALLIC ARMoured FIBER OPTIC CABLE [50/125 μM], Fca, LOOSE TUBE, BLACK JACKET



14962	E 14962	8 fiber OM3 outdoor metallic armoured fiber optic cable [50/125 μm] Fca	1
14965	E 14965	24 fiber OM3 outdoor metallic armoured fiber optic cable [50/125 μm] Fca	1

FIBER OPTIC ACCESSORIES AND SERVICES

FIBER OPTIC REELS AND CUTTING SERVICE

360007	CFC	Cable or fiber cutting service	1
360015	CPF	Large wooden reel	1
360020	CPF 2	Small wooden reel	1


Data for informational purposes only. It is recommended to consult before confirming your order



MULTIMODE FIBER OPTIC PATCH CORDS


MULTIMODE OM1 FIBER OPTIC PATCH CORDS – 62.5/125 μM, PC-POLISHED, ORANGE JACKET

OM1



5078

OM1



5062

OM1



5074/3

OM1



4917

OM1



4918


OM1



5070


5078	E 5078	SC-SC Duplex Patch Cord – 62.5/125 μm, 2 m	1
5078/3	E 5078/3	SC-SC Duplex Patch Cord – 62.5/125 μm, 3 m	1
5078/5	E 5078/5	SC-SC Duplex Patch Cord – 62.5/125 μm, 5 m	1
5078/10	E 5078/10	SC-SC Duplex Patch Cord – 62.5/125 μm, 10 m	1
5062/1	E 5062/1	ST-ST Duplex Patch Cord – 62.5/125 μm, 1 m	1
5062	E 5062	ST-ST Duplex Patch Cord – 62.5/125 μm, 2 m	1
5062/3	E 5062/3	ST-ST Duplex Patch Cord – 62.5/125 μm, 3 m	1
5062/10	E 5062/10	ST-ST Duplex Patch Cord – 62.5/125 μm, 10 m	1
5062/16	E 5062/16	ST-ST Duplex Patch Cord – 62.5/125 μm, 16 m	1
5074/1	E 5074/1	ST-SC Duplex Patch Cord – 62.5/125 μm, 1 m	1
5074/3	E 5074/3	ST-SC Duplex Patch Cord – 62.5/125 μm, 3 m	1
5074/5	E 5074/5	ST-SC Duplex Patch Cord – 62.5/125 μm, 5 m	1
5074/10	E 5074/10	ST-SC Duplex Patch Cord – 62.5/125 μm, 10 m	1
5074/20	E 5074/20	ST-SC Duplex Patch Cord – 62.5/125 μm, 20 m	1
4917/1	E 4917/1	LC-SC Duplex Patch Cord – 62.5/125 μm, 1 m	1
4917	E 4917	LC-SC Duplex Patch Cord – 62.5/125 μm, 2 m	1
4917/3	E 4917/3	LC-SC Duplex Patch Cord – 62.5/125 μm, 3 m	1
4917/5	E 4917/5	LC-SC Duplex Patch Cord – 62.5/125 μm, 5 m	1
4917/10	E 4917/10	LC-SC Duplex Patch Cord – 62.5/125 μm, 10 m	1
4918/0.5	E 4918/0.5	ST-LC Duplex Patch Cord – 62.5/125 μm, 0.5 m	1
4918/1	E 4918/1	ST-LC Duplex Patch Cord – 62.5/125 μm, 1 m	1
4918	E 4918	ST-LC Duplex Patch Cord – 62.5/125 μm, 2 m	1
4918/3	E 4918/3	ST-LC Duplex Patch Cord – 62.5/125 μm, 3 m	1
4918/4	E 4918/4	ST-LC Duplex Patch Cord – 62.5/125 μm, 4 m	1
4918/5	E 4918/5	ST-LC Duplex Patch Cord – 62.5/125 μm, 5 m	1
4918/10	E 4918/10	ST-LC Duplex Patch Cord – 62.5/125 μm, 10 m	1
5070	E 5070	MTRJ-MTRJ Duplex Patch Cord – 62.5/125 μm, 2 m	1
5071/3	E 5071/3	MTRJ-SC Duplex Patch Cord – 62.5/125 μm, 3 m	1

OM1



4919

OM2



4920

OM2



4922

OM2



4927


4919/1	E 4919/1	LC-LC Duplex Patch Cord – 62.5/125 μm, 1 m	1
4919	E 4919	LC-LC Duplex Patch Cord – 62.5/125 μm, 2 m	1
4919/3	E 4919/3	LC-LC Duplex Patch Cord – 62.5/125 μm, 3 m	1
4919/5	E 4919/5	LC-LC Duplex Patch Cord – 62.5/125 μm, 5 m	1
4919/10	E 4919/10	LC-LC Duplex Patch Cord – 62.5/125 μm, 10 m	1

MULTIMODE OM2 FI BER OPTIC PATCH CORDS – 50/125 μM, PC-POLISHED, ORANGE JACKET

4920	E 4920	SC-SC Duplex Patch Cord – 50/125 μm, 2 m	1
4920/3	E 4920/3	SC-SC Duplex Patch Cord – 50/125 μm, 3 m	1
4920/5	E 4920/5	SC-SC Duplex Patch Cord – 50/125 μm, 5 m	1
4920/10	E 4920/10	SC-SC Duplex Patch Cord – 50/125 μm, 10 m	1
4920/80	E 4920/80	SC-SC Duplex Patch Cord – 50/125 μm, 80 m	1
4921	E 4921	ST-ST Duplex Patch Cord – 50/125 μm, 2 m	1
4921/5	E 4921/5	ST-ST Duplex Patch Cord – 50/125 μm, 5 m	1
4921/10	E 4921/10	ST-ST Duplex Patch Cord – 50/125 μm, 10 m	1
4922/1	E 4922/1	ST-SC Duplex Patch Cord – 50/125 μm, 1 m	1
4922	E 4922	ST-SC Duplex Patch Cord – 50/125 μm, 2 m	1
4922/3	E 4922/3	ST-SC Duplex Patch Cord – 50/125 μm, 3 m	1
4922/5	E 4922/5	ST-SC Duplex Patch Cord – 50/125 μm, 5 m	1
4925/5	E 4925/5	MTRJ-ST Duplex Patch Cord – 50/125 μm, 5 m	1
4926/1	E 4926/1	LC-SC Duplex Patch Cord – 50/125 μm, 1 m	1
4926	E 4926	LC-SC Duplex Patch Cord – 50/125 μm, 2 m	1
4926/3	E 4926/3	LC-SC Duplex Patch Cord – 50/125 μm, 3 m	1
4926/5	E 4926/5	LC-SC Duplex Patch Cord – 50/125 μm, 5 m	1
4926/10	E 4926/10	LC-SC Duplex Patch Cord – 50/125 μm, 10 m	1
4927/1	E 4927/1	ST-LC Duplex Patch Cord – 50/125 μm, 1 m	1
4927	E 4927	ST-LC Duplex Patch Cord – 50/125 μm, 2 m	1
4927/3	E 4927/3	ST-LC Duplex Patch Cord – 50/125 μm, 2 m	1
4927/5	E 4927/5	ST-LC Duplex Patch Cord – 50/125 μm, 5 m	1
4928/1	E 4928/1	LC-LC Duplex Patch Cord – 50/125 μm, 1 m	1
4928	E 4928	LC-LC Duplex Patch Cord – 50/125 μm, 2 m	1
4928/3	E 4928/3	LC-LC Duplex Patch Cord – 50/125 μm, 3 m	1
4928/5	E 4928/5	LC-LC Duplex Patch Cord – 50/125 μm, 5 m	1
4928/10	E 4928/10	LC-LC Duplex Patch Cord – 50/125 μm, 10 m	1



OM3



4929

OM3



4933

OM3



4930

OM4



50690

OM4



50695

MULTIMODE OM3 FIBER OPTIC PATCH CORDS – 50/125 μM, PC-POLISHED, AQUA JACKET

4929/1	4929/1	SC-SC Duplex Patch Cord – 50/125 μm, 1 m	1
4929	4929	SC-SC Duplex Patch Cord – 50/125 μm, 2 m	1
4929/3	4929/3	SC-SC Duplex Patch Cord – 50/125 μm, 3 m	1
4929/5	4929/5	SC-SC Duplex Patch Cord – 50/125 μm, 5 m	1
4929/10	4929/10	SC-SC Duplex Patch Cord – 50/125 μm, 10 m	1
5156	E 5156	ST-SC Duplex Patch Cord – 50/125 μm, 2 m	1
4933/1	4933/1	LC-SC Duplex Patch Cord – 50/125 μm, 1 m	1
4933	4933	LC-SC Duplex Patch Cord – 50/125 μm, 2 m	1
4933/3	4933/3	LC-SC Duplex Patch Cord – 50/125 μm, 3 m	1
4933/5	4933/5	LC-SC Duplex Patch Cord – 50/125 μm, 5 m	1
4933/10	4933/10	LC-SC Duplex Patch Cord – 50/125 μm, 10 m	1
4930/1	4930/1	LC-LC Duplex Patch Cord – 50/125 μm, 1 m	1
4930	4930	LC-LC Duplex Patch Cord – 50/125 μm, 2 m	1
4930/3	4930/3	LC-LC Duplex Patch Cord – 50/125 μm, 3 m	1
4930/5	4930/5	LC-LC Duplex Patch Cord – 50/125 μm, 5 m	1
4930/10	4930/10	LC-LC Duplex Patch Cord – 50/125 μm, 10 m	1
4937	E 4937	ST-LC Duplex Patch Cord – 50/125 μm, 2 m	1
4937/3	E 4937/3	ST-LC Duplex Patch Cord – 50/125 μm, 3 m	1

MULTIMODE OM4 FIBER OPTIC PATCH CORDS – 50/125 μM, PC-POLISHED, VIOLET JACKET

50690/1	50690/1	LC-LC Duplex Patch Cord – 50/125 μm, 1 m	1
50690	50690	LC-LC Duplex Patch Cord – 50/125 μm, 2 m	1
50690/3	50690/3	LC-LC Duplex Patch Cord – 50/125 μm, 3 m	1
50690/5	50690/5	LC-LC Duplex Patch Cord – 50/125 μm, 5 m	1
50690/7,5	50690/7,5	LC-LC Duplex Patch Cord – 50/125 μm, 7,5 m	1
50695	50695	LC-SC Duplex Patch Cord – 50/125 μm, 2 m	1
50695/3	50695/3	LC-SC Duplex Patch Cord – 50/125 μm, 3 m	1
50695/15	E 50695/15	LC-SC Duplex Patch Cord – 50/125 μm, 15 m	1
50696/1	50696/1	SC-SC Duplex Patch Cord – 50/125 μm, 1 m	1
50696	50696	SC-SC Duplex Patch Cord – 50/125 μm, 2 m	1
50696/3	50696/3	SC-SC Duplex Patch Cord – 50/125 μm, 3 m	1
50695/5	50695/5	SC-SC Duplex Patch Cord – 50/125 μm, 5 m	1
50697	E 50697	ST-LC Duplex Patch Cord – 50/125 μm, 2 m	1
50698	E 50698	ST-SC Duplex Patch Cord – 50/125 μm, 2 m	1

MULTIMODE FIBER OPTIC PREPOLISHED “FAST” CONNECTORS

MULTIMODE OM1 PREPOLISHED FAST CONNECTORS

51029	51029	OM1 prepolished SC/PC FAST connectors 62.5/125 µm, 0.9 mm	1
-------	--------------	---	---

MULTIMODE OM2 PREPOLISHED FAST CONNECTORS

51028	51028	OM2 prepolished SC/PC FAST connectors 50/125 µm, 3 mm	1
-------	--------------	---	---

MULTIMODE OM3 PREPOLISHED FAST CONNECTORS

51034	51034	OM3 prepolished SC/PC FAST connectors 50/125 µm, 0.9 mm	1
-------	--------------	---	---

51033	51033	OM3 prepolished LC/PC FAST connectors 50/125 µm, 0.9 mm	1
-------	--------------	---	---

MICROTUBES FOR FAST CONNECTORS

51035	51035	900/250 µm microtube for 0.9 mm FAST connector (10 m)	1
-------	--------------	---	---

MECHANICAL SPLICES

MECHANICAL SPLICES

50481	50481	Mechanical splice for fiber optic cassette (250 µm y 900 µm)	20
-------	--------------	--	----

MULTIMODE FIBER OPTIC ADAPTERS

MULTIMODE ADAPTERS

5055	5055	ST/PC simplex OM2 adapter, with flanges	1
------	-------------	---	---

5076	5076	SC/PC simplex OM2 adapter, with flanges	1
------	-------------	---	---

5079	5079	FC/PC simplex OM2 adapter, with flanges	1
------	-------------	---	---

5101	5101	ST/PC duplex OM2 adapter, with flanges	1
------	-------------	--	---

5060	5060	SC/PC duplex OM2 adapter, with flanges	1
------	-------------	--	---

5050	5050	SC/ST duplex OM2 adapter, with flanges	1
------	-------------	--	---

5087	5087	LC/PC duplex OM2 adapter, with flanges	1
------	-------------	--	---

5089	5089	SC/PC simplex OM3 adapter, with flanges	1
------	-------------	---	---

50511	N 50511	SC/PC simplex OM3 adapter, without flanges	1
-------	----------------	--	---

5090	5090	SC/PC duplex OM3 adapter, with flanges	1
------	-------------	--	---

5093	5093	LC/PC duplex OM3 adapter, with flanges	1
------	-------------	--	---

50515	N 50515	LC/PC duplex OM3 adapter, without flanges	1
-------	----------------	---	---

5491	N 5491	LC/PC quadruplex OM3 adapter, with flanges	1
------	---------------	--	---

5489	5489	SC/PC simplex OM4 adapter, with flanges	1
------	-------------	---	---

50516	N 50516	SC/PC simplex OM4 adapter, without flanges	1
-------	----------------	--	---

5490	5490	SC/PC duplex OM4 adapter, with flanges	1
------	-------------	--	---



51029



51034



50481



5089



50511



5090



5093



5490



5493



5496



50039

Revamped Design

OM1



5061

OM2



5159

OM3



5166

OM4



50575

5493	5493	LC/PC duplex OM4 adapter, with flanges	1
5494	N 5494	LC/PC duplex OM4 adapter, without flanges	1
5492	N 5492	LC/PC quadruplex OM4 adapter, with flanges	1
5495	N 5495	SC/PC simplex OM5 adapter, with flanges	1
5499	N 5499	SC/PC simplex OM5 adapter, without flanges	1
5496	N 5496	SC/PC duplex OM5 adapter, with flanges	1
5497	N 5497	LC/PC duplex OM5 adapter, with flanges	1
5498	N 5498	LC/PC duplex OM5 adapter, without flanges	1
54910	N 54910	LC/PC quadruplex OM5 adapter, with flanges	1

MODULAR PRODUCTS FOR DIN RAIL

DIN RAIL MODULE (1 POLE = 18 MM)

50039	50039	SC simplex DIN rail module (adapter included) [Redesigned]	1
50041	50041	LC duplex DIN rail module (adapter included) [Redesigned]	1

MULTIMODE PIGTAILS

OM1 MULTIMODE PIGTAILS [62.5/125 μm] UPC POLISHED, LSZH, ORANGE JACKET

5061	E 5061	OM1 pigtail [62.5/125 μm], ST/UPC, LSZH, 1 m	1
5163	E 5163	OM1 pigtail [62.5/125 μm], SC/UPC, LSZH, 1 m	1

OM2 MULTIMODE PIGTAILS [50/125 μm] UPC POLISHED, LSZH, ORANGE JACKET


50551	E 50551	OM2 pigtail [50/125 μm], ST/UPC, LSZH, 1 m	1
5159/2	E 5159/2	OM2 pigtail [50/125 μm], SC/UPC, LSZH, 2 m	1
50550	E 50550	OM2 pigtail [50/125 μm], LC/UPC, LSZH, 1 m	1

OM3 MULTIMODE PIGTAILS [50/125 μm] UPC POLISHED, LSZH, AQUA JACKET

5165	N 5165	OM3 pigtail [50/125 μm], SC/UPC, LSZH, 1.5 m	1
5166	N 5166	OM3 pigtail [50/125 μm], LC/UPC, LSZH, 1.5 m	1

OM4 MULTIMODE PIGTAILS [50/125 μm] UPC POLISHED, LSZH, VIOLET JACKET

50578	E 50578	OM4 pigtail [50/125 μm], SC/UPC, LSZH, 1 m	1
5170	N 5170	OM4 pigtail [50/125 μm], SC/UPC, LSZH, 1.5 m	1
50575	E 50575	OM4 pigtail [50/125 μm], LC/UPC, LSZH, 1 m	1
5172	N 5172	OM4 pigtail [50/125 μm], LC/UPC, LSZH, 1.5 m	1

OM5**5178****OM5 MULTIMODE PIGTAIL [50/125 µm] UPC POLISHED, LSZH, LIME JACKET**

5173	N 5173	OM5 pigtail [50/125 µm], SC/UPC, LSZH, 1.5 m	1
5178	N 5178	OM5 pigtail [50/125 µm], LC/UPC, LSZH, 1.5 m	1

OS2**C_{ca}****05173****SM OS2 MONOTUBE LSZH DIELECTRIC FIBER OPTIC CABLES — INDOOR / OUTDOOR****SINGLEMODE OS2 LSZH DIELECTRIC FIBER OPTIC CABLE [9/125 µM], Cca, LOOSE TUBE, BLACK JACKET**

05170	05170	4 fiber OS2 dielectric fiber optic cable [9/125 µm] Cca s1a, d0, a1, LSZH jacket, G-652	1
05173	05173	12 fiber OS2 dielectric fiber optic cable [9/125 µm] Cca s1a, d0, a1, LSZH jacket, G-652	1

SINGLEMODE OS2 LSZH DIELECTRIC FIBER OPTIC CABLES [9/125 µM], B2ca, LOOSE TUBE, SLIM TYPE, BLACK JACKET.**Availability December 2025****Availability: November 2025*

05212	N 05212**	8-fiber OS2 dielectric fiber optic cable [9/125 µm] B2ca, 7.7 mm outer diameter, LSZH jacket, G-652D	1
05213	N 05213*	12-fiber OS2 dielectric fiber optic cable [9/125 µm] B2ca, 7.7 mm outer diameter, LSZH jacket, G-652D	1
05215	N 05215**	24-fiber OS2 dielectric fiber optic cable [9/125 µm] B2ca, 8.5 mm outer diameter, LSZH jacket, G-652D	1

OS2**B2_{ca}****05212****SM OS2 MONOTUBE METALLIC ARMoured FIBER OPTIC CABLES — OUTDOOR****SINGLEMODE OS2 LSZH METALLIC ARMoured FIBER OPTIC CABLE [9/125 µM], Cca, LOOSE TUBE, BLACK JACKET**

14951	E 14951	6 fiber OS2 metallic armoured fiber optic cable [9/125 µm] Fca, G-652	1
14952	14952	8 fiber OS2 metallic armoured fiber optic cable [9/125 µm] Fca, G-652	1
14953	14953	12 fiber OS2 metallic armoured fiber optic cable [9/125 µm] Fca, G-652	1
14955	14955	24 fiber OS2 metallic armoured fiber optic cable [9/125 µm] Fca, G-652	1

OS2**F_{ca}****14953****FTTH SINGLEMODE FIBER OPTIC CABLES****MULTITUBE DIELECTRIC FIBER OPTIC CABLES [9/125 µM], DCA**

49820	E 49820	24 fiber multitube dielectric fiber optic cable [9/125 µm] Dca, s2, d2, a1, gray jacket, G.657.A2	1
49825	49825	24 (2x12) fiber singlemode tight-buffered fiber optic cable, 900µm, Dca s2 d2 a2, gray LSZH jacket, G.657.A2	1
49826	49826	48 (2x12) fiber singlemode tight-buffered fiber optic cable, 900µm, Dca s2 d2 a2, gray LSZH jacket, G.657.A2	1

D_{ca}**49820****TRIGHT-BUFF ERED DIELECTRIC FIBER OPTIC CABLES [9/125 µM]**

49823	49823	2 fiber dielectric fiber optic cable [9/125 µm], tight-buffered, Dca s2, d2, a1, yellow jacket, G-657A2 (505 m box)	505 m
49827	49827	2 fiber singlemode dielectric fiber optic cable, 900 µm tight-buffered, Fca, outdoor, black FR-LSZH-UV jacket, G-657A2 (505 m box)	505 m

D_{ca}**49823**

SINGLEMODE FIBER OPTIC PATCH CORDS

SINGLEMODE OS2 FIBER OPTIC PATCH CORDS – 9/125 µM, DCA, YELLOW JACKET

*Availability November 2025

51600	N 51600*	OS2 fiber optic patch cord – 9/125 µm, SC/APC, 1.8 mm simplex, Dca, 0.25 m	1
51601	N 51601*	OS2 fiber optic patch cord – 9/125 µm, SC/APC, 1.8 mm simplex, Dca, 0.5 m	1
51602	N 51602*	OS2 fiber optic patch cord – 9/125 µm, SC/APC, 1.8 mm simplex, Dca, 1 m	1
51703	N 51703*	OS2 fiber optic patch cord – 9/125 µm, SC/APC, 3 mm simplex, Dca, 1 m	1
51704	N 51704*	OS2 fiber optic patch cord – 9/125 µm, SC/APC, 3 mm simplex, Dca, 2 m	1

SINGLEMODE OS2 FIBER OPTIC PATCH CORDS – 9/125 µM, DCA, YELLOW JACKET

*Availability November 2025

5182/10	N 5182/10*	OS2 fiber optic patch cord – 9/125 µm, SC/APC, 3 mm simplex, Dca, 10 m	1
5182/15	N 5182/15*	OS2 fiber optic patch cord – 9/125 µm, SC/APC, 3 mm simplex, Dca, 15 m	1
5182/20	N 5182/20*	OS2 fiber optic patch cord – 9/125 µm, SC/APC, 3 mm simplex, Dca, 20 m	1
5182/25	N 5182/25*	OS2 fiber optic patch cord – 9/125 µm, SC/APC, 3 mm simplex, Dca, 25 m	1

SINGLEMODE OS2 FIBER OPTIC PATCH CORDS – 9/125 µM, YELLOW JACKET

5168/1	5168/1	OS2 SC-PC/SC-PC Duplex Patch Cord – 9/125 µm, 1 m	1
5168	5168	OS2 SC-PC/SC-PC Duplex Patch Cord – 9/125 µm, 2 m	1
5168/5	5168/5	OS2 SC-PC/SC-PC Duplex Patch Cord – 9/125 µm, 5 m	1
5168/10	5168/10	OS2 SC-PC/SC-PC Duplex Patch Cord – 9/125 µm, 10 m	1

5171/1	5171/1	OS2 SC-PC/SC-APC Duplex Patch Cord – 9/125 µm, 1 m	1
5171	5171	OS2 SC-PC/SC-APC Duplex Patch Cord – 9/125 µm, 2 m	1
5171/5	5171/5	OS2 SC-PC/SC-APC Duplex Patch Cord – 9/125 µm, 5 m	1

5184/1	5184/1	OS2 SC-APC/LC-PC Duplex Patch Cord – 9/125 µm, 1 m	1
5184	5184	OS2 SC-APC/LC-PC Duplex Patch Cord – 9/125 µm, 2 m	1
5184/3	5184/3	OS2 SC-APC/LC-PC Duplex Patch Cord – 9/125 µm, 3 m	1
5184/4	5184/4	OS2 SC-APC/LC-PC Duplex Patch Cord – 9/125 µm, 4 m	1
5184/5	5184/5	OS2 SC-APC/LC-PC Duplex Patch Cord – 9/125 µm, 5 m	1
5184/10	5184/10	OS2 SC-APC/LC-PC Duplex Patch Cord – 9/125 µm, 10 m	1
5184/20	5184/20	OS2 SC-APC/LC-PC Duplex Patch Cord – 9/125 µm, 20 m	1


Special patch cords on request: availability of other types and lengths.

OS2



51704

OS2



5168

OS2



5171

OS2



5184



5065/1	5065/1	OS2 LC-PC/LC-PC Duplex Patch Cord – 9/125 μm, 1 m	1
5065	5065	OS2 LC-PC/LC-PC Duplex Patch Cord – 9/125 μm, 2 m	1
5065/3	5065/3	OS2 LC-PC/LC-PC Duplex Patch Cord – 9/125 μm, 3 m	1
5065/5	5065/5	OS2 LC-PC/LC-PC Duplex Patch Cord – 9/125 μm, 5 m	1
5065/10	5065/10	OS2 LC-PC/LC-PC Duplex Patch Cord – 9/125 μm, 10 m	1
5065/20	5065/20	OS2 LC-PC/LC-PC Duplex Patch Cord – 9/125 μm, 20 m	1
5186	5186	OS2 FC-PC/SC-APC Duplex Patch Cord – 9/125 μm, 2 m	1
5185	5185	OS2 FC-PC/SC-PC Duplex Patch Cord – 9/125 μm, 2 m	1
5185/3	5185/3	OS2 FC-PC/SC-PC Duplex Patch Cord – 9/125 μm, 3 m	1
5149/1	5149/1	OS2 ST-PC/ST-PC Duplex Patch Cord – 9/125 μm, 1 m	1
5149	5149	OS2 ST-PC/ST-PC Duplex Patch Cord – 9/125 μm, 2 m	1
5149/5	5149/5	OS2 ST-PC/ST-PC Duplex Patch Cord – 9/125 μm, 5 m	1
5149/10	5149/10	OS2 ST-PC/ST-PC Duplex Patch Cord – 9/125 μm, 10 m	1
5155/1	5155/1	OS2 SC-PC/LC-PC Duplex Patch Cord – 9/125 μm, 1 m	1
5155	5155	OS2 SC-PC/LC-PC Duplex Patch Cord – 9/125 μm, 2 m	1
5155/3	5155/3	OS2 SC-PC/LC-PC Duplex Patch Cord – 9/125 μm, 3 m	1
5155/5	5155/5	OS2 SC-PC/LC-PC Duplex Patch Cord – 9/125 μm, 5 m	1
5155/10	5155/10	OS2 SC-PC/LC-PC Duplex Patch Cord – 9/125 μm, 10 m	1
5155/14	5155/14	OS2 SC-PC/LC-PC Duplex Patch Cord – 9/125 μm, 14 m	1
5161/1	5161/1	OS2 SC-APC/SC-APC Duplex Patch Cord – 9/125 μm, 1 m	1
5161	5161	OS2 SC-APC/SC-APC Duplex Patch Cord – 9/125 μm, 2 m	1
5161/3	5161/3	OS2 SC-APC/SC-APC Duplex Patch Cord – 9/125 μm, 3 m	1
5161/5	5161/5	OS2 SC-APC/SC-APC Duplex Patch Cord – 9/125 μm, 5 m	1
5161/8	5161/8	OS2 SC-APC/SC-APC Duplex Patch Cord – 9/125 μm, 8 m	1
5161/10	5161/10	OS2 SC-APC/SC-APC Duplex Patch Cord – 9/125 μm, 10 m	1
5161/90	E 5161/90	OS2 SC-APC/SC-APC Duplex Patch Cord – 9/125 μm, 90 m	1
5169	5169	OS2 ST-PC/LC-PC Duplex Patch Cord – 9/125 μm, 2 m	1
5169/10	5169/10	OS2 ST-PC/LC-PC Duplex Patch Cord – 9/125 μm, 10 m	1



SINGLEMODE FIBER OPTIC PREPOLISHED “FAST” CONNECTORS



51032

SINGLEMODE OS2 PREPOLISHED FAST CONNECTORS

51031	51031	OS2 prepolished SC/APC FAST connectors [9/125 μm], 3 mm	1
51030	51030	OS2 prepolished SC/APC FAST connectors [9/125 μm], 0,9 mm	1
51032	51032	OS2 prepolished LC/SPC FAST connectors [9/125 μm], 0,9 mm	1



51040

METAL FIBER OPTIC ATTENUATORS

*Disponibilidad: **noviembre 2025**

51036	N 51036*	SC/APC metal fiber optic attenuator, 3 dB	1
51037	N 51037*	SC/APC metal fiber optic attenuator, 6 dB	1
51038	N 51038*	SC/APC metal fiber optic attenuator, 12 dB	1
51039	N 51039*	SC/APC metal fiber optic attenuator, 18 dB	1
51040	N 51040*	SC/UPC metal fiber optic attenuator, 3 dB	1
51041	N 51041*	SC/UPC metal fiber optic attenuator, 6 dB	1
51042	N 51042*	SC/UPC metal fiber optic attenuator, 12 dB	1
51043	N 51043*	SC/UPC metal fiber optic attenuator, 18 dB	1



51048

PLASTIC FIBER OPTIC ATTENUATORS

*Disponibilidad: **noviembre 2025**

51044	N 51044*	LC/APC fiber optic attenuator, 3 dB	1
51045	N 51045*	LC/APC fiber optic attenuator, 6 dB	1
51046	N 51046*	LC/APC fiber optic attenuator, 12 dB	1
51047	N 51047*	LC/APC fiber optic attenuator, 18 dB	1
51048	N 51048*	LC/UPC fiber optic attenuator, 3 dB	1
51049	N 51049*	LC/UPC fiber optic attenuator, 6 dB	1
51050	N 51050*	LC/UPC fiber optic attenuator, 12 dB	1
51051	N 51051*	LC/UPC fiber optic attenuator, 18 dB	1



51046

SINGLEMODE FIBER OPTIC ADAPTERS

SINGLEMODE OS2 ADAPTERS

50500	50500	ST/ST simplex OS2 adapter	1
50502	50502	SC/SC simplex OS2 adapter	1
50505	50505	FC/FC simplex OS2 adapter	1
50506	50506	SC/SC APC simplex OS2 adapter with flanges	1
50517	N 50517	SC/SC APC simplex OS2 adapter without flanges	1
5086	5086	LC/LC duplex OS2 adapter	1
5082	N 5082	LC/LC duplex OS2 adapter without flanges	1
50501	50501	ST/ST duplex OS2 adapter	1
50503	50503	SC/SC duplex OS2 adapter	1
50507	50507	SC/SC APC duplex OS2 adapter	1
50504	50504	SC/ST duplex OS2 adapter	1



50506



5082

OS2



50584

OS2



50567

SINGLEMODE PIGTAILS

SINGLEMODE OS2 PIGTAILS – 9/125 μM (G.657.A2), Ø 0.9 MM, PC- AND APC-POLISHED

5164	5164	OS2 ST fiber pigtail, 2 m	1
50584	50584	OS2 FC fiber pigtail, 2 m	1
50566	50566	OS2 SC fiber pigtail, 1 m	1
50567	50567	OS2 LC fiber pigtail, 1 m	1
50568	50568	OS2 SC/APC fiber pigtail, 1 m	1
50568/1.5	50568/1.5	OS2 SC/APC fiber pigtail, 1,5 m	1

19" FIBER ENCLOSURES AND SLIDE-OUT PANELS

SLIDE-OUT FIBER DISTRIBUTION ENCLOSURE*

50401	50401	19" 1 U slide-out fiber distribution enclosure, 24 ST simplex	1
50402	50402	19" 1 U slide-out fiber distribution enclosure, 24 SC simplex / LC duplex	1
50407	50407	19" 1 U slide-out fiber distribution enclosure, 24 SC duplex	1
50410	50410	19" 2 U slide-out fiber distribution enclosure, 48 ST simplex (2 panels)	1
50413	50413	19" 2 U slide-out fiber distribution enclosure, 48 SC/LC duplex (96 fibers, 2 panels)	1

*Adapters not included.

FIBER OPTIC TERMINATION BOX

FIBER OPTIC TERMINATION BOX

5057	E 5057	4 fiber termination box for ST adapters (40x170x130)	1
50451	E 50451	4 fiber termination box for SC/LCD adapters (40x170x130)	1
50461	E 50461	8 fiber termination box for SC/LCD adapters (40x180x178)	1

*Adapters not included.


OPTICAL FIBER TERMINAL BOX

361104	EK RT 2 A PT	Optical fiber terminal box with protection with 2 SC/APC adapters with anti dust cap and 2 pigtails.	1/80
--------	---------------------	--	------

SECONDARY FIBER DISTRIBUTION BOXES & FRONT PANELS

*Availability December 2025

361032	RS 8-12	Secondary plastic distribution box for 8 connectorized fibers (SC or LC) / 12 spliced fibers. *SC/LC adapters not included.	1
361041	RS 24-12	Secondary distribution box for up to 12 connectorized fibers or 24 spliced fibers. Easy Click system. Front panel not included.	1
361200	*361200	Front panel for 12 SC or LC duplex adapters. Easy Click system. Adapters not included.	1
361201	*361201	Front panel for 6 SC duplex or LC QX (quad) adapters. Easy Click system. Adapters not included.	1
361042	ARS12	Front panel with 12 SC adapters. Easy Click system.	1
361210	*361210	Front panel with 6 LC duplex adapters. Easy Click system.	1
361211	*361211	Front panel with 12 LC duplex adapters. Easy Click system.	1




50407



50461



361104



361041



361042

MODULAR PRODUCTS FOR DIN RAIL



50061EC

DIN-RAIL FIBER OPTIC MODULES, EASY CLICK SYSTEM

*Availability: December 2025

50061EC	50061EC*	DIN-rail fiber optic bulkhead module, capacity up to 12 splices; usable as a fiber distribution box; supports pass-through cable. Easy Click system. Front panel not included	1
361203	361203*	Front panel for 8 SC or LC adapters. Easy Click system. Adapters not included	1
361204	361204*	Front panel for 6 SC duplex or LC QX (quad) adapters. Easy Click system. Adapters not included	1
361212	361212*	Front panel with 8 SC/APC adapters. Easy Click system	1
361213	361213*	Front panel with 8 LC duplex adapters. Easy Click system	1

FIBER OPTIC WALL-MOUNT ENCLOSURES.

FIBER OPTIC WALL-MOUNT ENCLOSURES.

*Availability: December 2025



396012

396012	RPFO	Fiber optic cabinet with two compartments, for up to 48 SC/APC simplex adapters; includes 2 fiber distribution enclosure, (up to 48 splices). Easy Click system.	1
396016	ARP	Easy Click plate with 16 SC/APC adapters for fiber optic outlet	1
396026	ARPL	*Easy Click plate with 16 LC duplex adapters for fiber optic outlet	1

ACCESSORIES FOR FIBER OPTIC BOXES



5096

5097

5096	E 5096	ST adapter boot	1
5085	5085	SC/LCD adapter boot	1
5097	5097	SCD adapter boot	1
5114	5114	40 mm shrinkable sleeves for splicing (pack of 100 units)	1
5115	5115	45 mm shrinkable sleeves for splicing (pack of 100 units)	1
5116	5116	60 mm shrinkable sleeves for splicing (pack of 100 units)	1

FIBER OPTIC MEDIA CONVERTERS

MEDIA CONVERTERS



21410

21450

21410	21410	Fast Ethernet Media Converter [10/100BTX-100BFX] [multimode SC duplex]	1
21413	21413	Fast Ethernet Media Converter [10/100BTX-100BFX] [singlemode SC duplex]	1
21430	21430	Gigabit Ethernet Media Converter [10/100/1000 Base-TX a 1000 Base-SX] [multimode duplex SC]	1
21433	21433	Gigabit Ethernet Media Converter [10/100/1000 Base-TX a 1000 Base-SX] [singlemode SC duplex]	1
21450	21450	19" 2U chassis with 14 slots for media converters (*)	1

(*) Includes redundant power supply and cooling system.

(MULTIFIBER PUSH ON) MPO FIBER OPTIC TRUNK CABLES

MULTIMODE OM3 MPO FIBER OPTIC TRUNK CABLES, AQUA JACKET



50808/1	50808/1	12 fiber OM3 fiber trunk cable, MPO/MPO (female-female), 1 m. Polarity B	1
50808/3	50808/3	12 fiber OM3 fiber trunk cable, MPO/MPO (female-female), 3 m. Polarity B	1
50808/5	50808/5	12 fiber OM3 fiber trunk cable, MPO/MPO (female-female), 5 m. Polarity B	1
50808/10	50808/10	12 fiber OM3 fiber trunk cable, MPO/MPO (female-female), 10 m. Polarity B	1
50808/50	50808/50	12 fiber OM3 fiber trunk cable, MPO/MPO (female-female), 50 m. Polarity B	1

MULTIMODE OM4 MPO FIBER OPTIC TRUNK CABLES, VIOLET JACKET



50809/1	50809/1	12 fiber OM4 fiber trunk cable, MPO/MPO (female-female), 1 m. Polarity B	1
50809/3	50809/3	12 fiber OM4 fiber trunk cable, MPO/MPO (female-female), 3 m. Polarity B	1
50809/5	50809/5	12 fiber OM4 fiber trunk cable, MPO/MPO (female-female), 5 m. Polarity B	1
50809/10	50809/10	12 fiber OM4 fiber trunk cable, MPO/MPO (female-female), 10 m. Polarity B	1
50809/50	50809/50	12 fiber OM4 fiber trunk cable, MPO/MPO (female-female), 50 m. Polarity B	1

MULTIMODE OM5 MPO FIBER OPTIC TRUNK CABLES, GREEN LIME JACKET



50816/1	50816/1	12 fiber OM5 fiber trunk cable, MPO/MPO (female-female), 1 m. Polarity B	1
50816/3	50816/3	12 fiber OM5 fiber trunk cable, MPO/MPO (female-female), 3 m. Polarity B	1
50816/5	50816/5	12 fiber OM5 fiber trunk cable, MPO/MPO (female-female), 5 m. Polarity B	1
50816/10	50816/10	12 fiber OM5 fiber trunk cable, MPO/MPO (female-female), 10 m. Polarity B	1
50816/50	50816/50	12 fiber OM5 fiber trunk cable, MPO/MPO (female-female), 50 m. Polarity B	1

SINGLEMODE OS2 MPO FIBER OPTIC TRUNK CABLES, YELLOW JACKET



50810/1	50810/1	12 fiber OS2 fiber trunk cable, MPO/MPO (female-female), 1 m. Polarity B	1
50810/3	50810/3	12 fiber OS2 fiber trunk cable, MPO/MPO (female-female), 3 m. Polarity B	1
50810/5	50810/5	12 fiber OS2 fiber trunk cable, MPO/MPO (female-female), 5 m. Polarity B	1
50810/10	50810/10	12 fiber OS2 fiber trunk cable, MPO/MPO (female-female), 10 m. Polarity B	1
50810/50	50810/50	12 fiber OS2 fiber trunk cable, MPO/MPO (female-female), 50 m. Polarity B	1

- Other lengths available upon request.
- 24-Fiber MPO available on request.
- MPO male connectors available on request.
- Fan-out assemblies available on request.

MPO PATCH PANELS AND CASSETTES



50801



50805

MPO CASSETTE (MM /SM)

50801	50801	12 fiber OM3 LC multimode MPO cassette (male)	1
50802	50802	12 fiber OM4 LC multimode MPO cassette (male)	1
50811	50811	12 fiber OM5 LC multimode MPO cassette (male)	1
50803	50803	12 fiber OS2 LC singlemode MPO cassette (male)	1

MPO HIGH DENSITY PATCH PANELS

50804	50804	MPO high density 1 U patch panel enclosure unloaded sliding drawer for 4 cassettes	1
50805	50805	MPO high density 2 U patch panel enclosure unloaded sliding drawer for 8 cassettes	1
50806	50806	MPO high density 3 U patch panel enclosure unloaded sliding drawer for 12 cassettes	1

MPO

SIMPLIFY
cable management

18

OPENETICS / ADALTRA

FIBER OPTIC MEASUREMENT AND TESTING EQUIPMENT



MULTIMODE & SINGLEMODE OTDRS & LAUNCH CABLES



Revamped Design



17093



Revamped Design



17097



17040



51271



14093

OPTICAL TIME DOMAIN REFLECTOMETER (OTDR)

17084	17084	OTDR SM 1310/1490/1550 nm 32/30/28 dB	1
17093	17093	OTDR MM/SM 850/1310/1550 nm 21/19/30 dB	1
17096	17096	OTDR SM 1310/1550/1625 nm 32/30/28 dB	1
17097	17097	Multifunction platform OTDR 1310/1550 nm 26/24 dB	1

MULTIMODE LAUNCH CABLES

17040	17040	500 m SC/PC-SC/PC 50/125 μ m multimode fiber optic OTDR launch cable box	1
17041	17041	500 m SC/PC-SC/PC 62,5/125 μ m multimode fiber optic OTDR launch cable box	1

SINGLEMODE LAUNCH CABLES

17044	17044	1000 m SC/APC-SC/APC 9/125 μ m singlemode fiber optic OTDR launch cable box	1
17045	17045	1000 m SC/UPC-SC/UPC 9/125 μ m singlemode fiber optic OTDR launch cable box	1
17046	17046	1000 m SC/UPC-LC/UPC 9/125 μ m singlemode fiber optic OTDR launch cable box	1

FIBER OPTIC TESTERS

KITS DE MEDIDA FTTX TESTER DUAL PORT GPON

51291	51291	FTTX Dual Port GPON Tester Kit	1
-------	--------------	--------------------------------	---

The FTTX Measurement Kit includes:

- Triple Wavelength Laser Source for FTTH (P/N: 51268)
- GPON Optical Power Meter (P/N: 51280)

OPTICAL POWER METER

51271	51271	Optical Power Meter	1
-------	--------------	---------------------	---

FIBER OPTIC FUSION SPLICERS

FUSION SPLICER

14093	14093	KF-3000 Fiber optic fusion splicer – 6 motors	1
-------	--------------	---	---

The Fusion Splicer Kits include:

- Removable battery
- Spare electrodes
- Cooling salver
- CD instruction manual
- Rugged protective carrying case with Lock
- Precision fiber cleaver
- Fiber stripper
- AC adapter and power cord





14012

CONNECTORIZATION AND INSTALLATION TOOLS FOR FIBER OPTIC

CLEAVER

14012	14012	Precision fiber optic cleaver, FC-300 model	1
-------	--------------	---	---

VLF LASER

14011	14011	Fiber optic locator laser	1
-------	--------------	---------------------------	---

TOOLKIT FOR FAST CONNECTORS

14010	14010	Assembly toolkit for prepolished fiber optic FAST connectors	1
-------	--------------	--	---

The Toolkit Includes:

- Fiber optic cable stripper.
- Kevlar scissors.
- 50 set alcohol cleaning Wipes.
- Marker pen.
- FAST Connector storage Box.
- Protective glasses.
- LED Headlamp.
- Plastic case for transport.



14010

FIBER OPTIC CONSUMABLES

50940	50940	Isopropyl alcohol (1,000 cc bottle)	1
-------	--------------	-------------------------------------	---

5092	5092	Connector cleaning wipes box for fiber optic (pack of 280)	1
------	-------------	--	---

17069	17069	Connector cleaner for fiber optic 2.5 mm (for FC, SC and ST)	1
-------	--------------	--	---

17070	17070	Connector cleaner for fiber optic 1.25 mm (for LC and MU)	1
-------	--------------	---	---

17072	17072	Connector cleaning cassette for fiber optic	1
-------	--------------	---	---

FIBER OPTIC INSTALLATION TOOLS

14006	14006	Kevlar cutting scissors	1
-------	--------------	-------------------------	---

14005	14005	Fiber optic 125/250/900 μm stripper	1
-------	--------------	-------------------------------------	---

17013	17013	Miller stripper for fiber optic coating	1
-------	--------------	---	---



17070



14006

- Multi-touch capacitive screen.
- High-isolation bilateral filtering technology with light testing.
- Accuracy up to 100 km.
- Integrated and hidden remote sequencing module.
- Cable length measurement.



Ref. 17097. Multifunction platform OTDR 1310/1550 nm 20/22 dB

GENERAL TERMS AND CONDITIONS OF SALE

Prices

- The prices shown in this price list are recommended prices and do not include taxes.
- Invoicing will be carried out at the price in force on the day the goods are shipped, with VAT being invoiced at the rate in force at that time.
- ITS PARTNER (O.B.S.) S.L.U. reserves the right to modify this price list, in whole or in part, without prior notice.
- This price list supersedes all previous ones.

Orders

- Orders should be sent to pedidos@ek.plus or pedidos@openetics.com
- The minimum order is €150 net.

Transport

- For orders over €500 net (excluding taxes), transport within the Iberian Peninsula will be free of charge. For orders below this amount, a fixed surcharge of €20 will be applied for transport and handling.
- If the order includes cabinets and racks (20U or more), the minimum amount will be €1,000 net and transport within the Iberian Peninsula will be free of charge. If the order is below this amount, a fixed surcharge of €40 will be applied for transport and handling.
- For the Balearic Islands, Canary Islands, Ceuta, and Melilla, all sales are considered EXW Sabadell (ALGEVASA). The risk of the goods is transferred to the buyer at the time of delivery to the transport company at the point of origin.
- If, exceptionally, ITS Partner manages the shipment to the Balearic Islands or the Canary Islands, the full cost of transport, taxes, duties, IGIC, DUA, or other expenses will always be borne by the customer.

Direct shipments to the construction site or end customer

- As a general rule, shipments will only be made to the distributor's logistics address. No direct shipments will be made to construction sites, installers, or end customers unless expressly and specifically authorized by ITS PARTNER.
- As an exception, only parcel shipments that can be handled by standard operators (TIPSA, SEUR, MRW, or equivalent) will be accepted, always within the established maximum dimensions and weights. Under no circumstances will direct shipments of palletized goods or goods exceeding the volume allowed by said operator be accepted.
- Small packages may be shipped by ITS PARTNER as long as the order exceeds the minimum amount established and meets the minimum accepted for prepaid shipping. Otherwise, a shipping charge of 25 euros will be applied.
- If a direct shipment of palletized goods is agreed upon, it will be made under ExWorks (EXW) terms and collection will take place at our warehouse (ALGEVASA) in Sabadell. It is the responsibility of the distributor or authorized customer to organize transport with their own agency, assuming all risks and costs of the transfer.
- The distributor must ensure that the delivery address provided is correct and complete. In the event of an error (closed site, incomplete details, no contact person, etc.), any additional costs arising from re-shipment, storage, or a second delivery attempt will be borne entirely by the distributor.
- ITS PARTNER shall not be liable for any incidents, delays, losses, or damage that may occur in direct shipments to the site or end customer, even when the transport is managed by ITS PARTNER. Any claims must be addressed directly to the designated transport agency.

Warranties and repairs

ITS PARTNER products have a three-year warranty, starting from the date of the purchase invoice. This warranty does not cover any malfunctions or damage caused by misuse or incorrect installation, nor does it cover cases of unforeseeable circumstances or force majeure. The warranty shall not exceed the replacement of the defective part with a new one. Materials that suffer a breakdown can be sent for repair using the form found at the following [LINK](#), and it is essential to follow the instructions indicated therein:

www.ek.plus / www.openetics.com, section “Documentation > Generalconditions”

Claims and returns

- The customer must check the material upon delivery and note any incidents on the carrier's delivery note.
- Claims for breakages or defects must be reported within a maximum of 24 hours of receipt, attaching photographic documentation. After this period, the delivery will be understood to have been accepted without reservation.
- Without the corresponding reservation on the delivery note of the transport agency, it will not be possible to proceed with the claim.
- The customer will have 5 working days from the date of receipt of the material to request a return. After this period, no returns will be accepted.
- The material must be in its original packaging, unaltered, in perfect condition, and accompanied by the corresponding invoice or delivery note.
- Returns of unsealed, personalized, or custom-made products, custom-cut cables or fiber, or discontinued items will not be accepted.
- Additionally, under no circumstances will returns be accepted for clearance or discontinued products, items in poor condition, incomplete or without their original packaging, as well as special orders, promotions, or one-off campaigns.
- In the case of unjustified returns, the refund will be subject to a 15% depreciation if the established deadlines are respected.



- If the return exceeds the established deadline, the following depreciation rates will apply depending on the date of request:
 - From day 6 to day 15: 20% depreciation.
 - From day 16 to day 30: 25% depreciation.
 - After 30 days: 35% depreciation.
- These percentages will be applied to the net value of the merchandise, for inspection, quality control, and administrative management.
- All returns must be made with shipping costs paid, except in the case of an error attributable to ITS PARTNER.
- All returns must be preceded by a formal request using the return form, with an authorization number. Returns without this number will be rejected.
- Credits will only be issued after verification and acceptance of the material in the warehouse.
- The credit amount will be offset against future invoices, never by bank transfer.
- The credit amount will never include any transport costs invoiced to the customer, if applicable.
- In certain cases, and in addition to the depreciation percentages, a minimum fixed charge of €30 per return may be applied for handling, reconditioning, and administrative management.
- ITS PARTNER reserves the right to review or suspend commercial agreements with customers with a high number of unjustified returns.

Payment terms

- Payment terms shall be agreed between the parties.
- Failure to meet payment deadlines shall result in the automatic application of late payment interest (Euribor + 3%) without the need for prior notice.
- ITS may suspend deliveries if there are outstanding invoices payable by the customer.

Retention of title

ITS PARTNER (O.B.S.) S.L.U. retains ownership of the goods until full payment has been made by the buyer. The customer shall be liable for any interest and expenses incurred as a result of failure to pay within the established deadlines, regardless of any other possible legal actions, including the recovery of the goods and compensation for damages.

Limitation of liability

ITS's maximum liability to the buyer is limited to the value of the products supplied. Under no circumstances shall ITS be liable for loss of production, loss of profit, or indirect damages.

Jurisdiction

These general terms and conditions of sale shall be governed by Spanish law. The buyer and seller submit to the jurisdiction of the Courts and Tribunals of Barcelona, waiving their own jurisdiction.

Information

- Acceptance of the invoice or delivery note implies agreement to all of these terms and conditions of sale.
- Delivery times are approximate and delays shall not justify compensation.
- Unless expressly stated otherwise, ITS PARTNER may make partial deliveries of an order.
- Orders below the minimum amount indicated in the Orders section will not be accepted.

RMA procedure

- The RMA is the process that allows us to optimize the delivery times and quality of our technical service. In the event of a fault with any ITS PARTNER product, the procedure on the following website must be followed:


www.ek.plus > [Documentation section](#) > [Repairs / RMA](#)




A



B



C



ADALTRA

— we make the connection —

ADALTRA - ITS PARTNER O.B.S., S.L.U.
EK · OPENETICS
Av. Cerdanyola 79-81 Local C
08172 Sant Cugat del Vallés
Barcelona (España)
+34 93 583 95 43 · +34 937 848 212
info@ek.plus · info@openetics.com
www.ek.plus · www.openetics.com
www.adaltra.es

Distributed by:



adaltra.es



@ADALTRA



adaltraconnect



ek.plus



@ekplus



ekselansbyits



openetics.com



@OPENETICS



ekselansbyits

